



### KITCHEN

#### LIGHT COLOR SCHEME:



**WILSONART**  
Kalahari Topaz  
4588K-07



**WILSONART**  
Tungsten EV  
4814-60




**WILSONART**  
Desert Zephyr  
4841-60



**WILSONART**  
Sedona Bluff  
1824

#### MEDIUM COLOR SCHEME:



**WILSONART**  
Kalahari Topaz  
4588K-07



**WILSONART**  
Silicon EV  
4811-60



**WILSONART**  
Silver Travertine  
1858K-55



**WILSONART**  
Sedona Bluff  
1824

#### DARK COLOR SCHEME:



**WILSONART**  
Kalahari Topaz  
4588K-07



**WILSONART**  
Silicon EV  
4811-60



**WILSONART**  
Desert Zephyr  
4841-60



**WILSONART**  
Sedona Bluff  
1824

[CLICK HERE TO VIEW CABINET DOOR AND BOX REQUIREMENTS](#)

[CLICK HERE TO VIEW COUNTERTOP POSTFORM REQUIREMENTS](#)

## KITCHEN CONT.

### PULLS AND SPLASH PLATE



**SAMPLE PULL:**

Amerock for Less

- Allison Curved
- 96MM Pull
- Satin Nickel

Manufacturer Number:  
BP53003G10




**SPLASH PLATE  
INSTALLED BEHIND RANGE**

Broan

- Reversible Background
- Install on wall behind stove

Manufacturer Number:  
SP300108


## BATH



**TUB / SHOWER  
SURROUND:**

Swanstone

- Bisque (018)



**VANITY:**

Swanstone

- Bisque (018)

[CLICK HERE TO VIEW TUB SURROUND REQUIREMENTS](#)

[CLICK HERE TO VIEW VANITY REQUIREMENTS](#)


## PAINT

### CONTACTS:

- POAH has negotiated pricing with select manufacturers and wholesalers. When purchasing and installing new paint, please contact the following representatives.

[CLICK HERE FOR CONTACT INFORMATION](#)

#### WALLS:



**SHERWIN WILLIAMS**  
6378 Crisp Linen  
Eggshell

#### CEILINGS:



**SHERWIN WILLIAMS**  
7002 Downy  
Flat

#### TRIM:



**SHERWIN WILLIAMS**  
7102 White Flour  
Semi-gloss

#### DOORS:



**SHERWIN WILLIAMS**  
7102 White Flour  
Semi-gloss

For Sheetrock walls, use:

- Prime Coat: Sherwin Williams - ProMar 200 Zero VOC Latex Primer, B28W2600, at 4.0 mils wet, 1.5 mils dry
- Top Coat: Sherwin Williams - ProMar 200 Zero VOC Latex Semi-Gloss, B31-2600, at 4.0 mils wet, 1.5 mils dry

[CLICK HERE FOR PAINT REQUIREMENTS](#)

## CONTACTS:

- POAH has negotiated pricing with select manufacturers and wholesalers. When purchasing and installing new paint, please contact the following representatives.

[CLICK HERE FOR CONTACT INFORMATION](#)

## REQUIRED DETAILS FOR ALL FLOORING TYPES:

- Unit Turns:
  - To achieve [unit compartmentalization](#), seal joint from new flooring to existing wall with manufacturer approved joint sealant.
  - All new flooring requires a level subfloor free from cracks, bumps, and excessive adhesive residue from former floors.
    - Subcontractor must evaluate existing subfloor condition and include associated costs for necessary repairs in their bid.
- Rehabs:
  - Moisture testing is required in basement or slab on grade units
  - To achieve [unit compartmentalization](#), seal joint from new flooring to existing wall with manufacturer approved joint sealant.
  - All new flooring requires a level subfloor free from cracks, bumps, and excessive adhesive residue from former floors.
    - Subcontractor must evaluate existing subfloor condition and include associated costs for necessary repairs in their bid.
- New Construction:
  - Follow compartmentalization / air sealing per architect's details. If not included in details, highlight for architect.

## VINYL PLANK + SHEET VINYL OPTIONS

**Locations:** Kitchen, living room, bedroom, entry/corridor

**Wear Layer:** 12 mil

### GLUE DOWN PLANK OPTIONS:

**Subfloor Condition:** Even, smooth, and free of cracks

**Size:** 8" x 48" planks, 2.0mm thickness



**MOHAWK**  
Leighton  
Merino  
Glue-down



**MOHAWK**  
Leighton  
Sequoia  
Glue-down



**MOHAWK**  
Leighton  
Ashen Tan  
Glue-down

### FLOATING / CLICK OPTIONS:

**Subfloor Condition:** Even, smooth, and free of cracks

**Size:** 6" x 48" planks, 4.5mm thickness



**MOHAWK**  
Discovery Ridge  
Coffee House  
Tan  
Uniclic



**MOHAWK**  
Discovery Ridge  
Rustic Taupe  
Uniclic

**SHEET VINYL OPTIONS:**

**Location:** Bath

**Size:** 12'-0" wide rolls, 65 gauge thickness



**MOHAWK**  
Gateway  
Almond Spice



**MOHAWK**  
Gateway  
Silver Screen

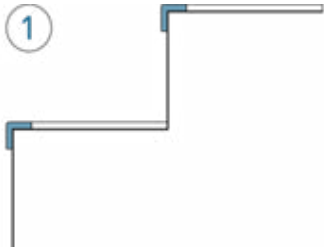
**REQUIRED DETAILS:**

**All seams must be chemically welded.**

[LINK TO CARE + MAINTENANCE GUIDELINES](#)

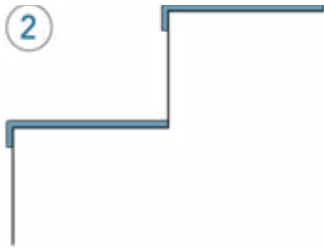
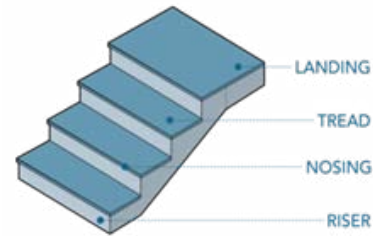
## STAIRS

**BASED ON STAIR TRAFFIC, PICK FROM SOLUTIONS BELOW:**



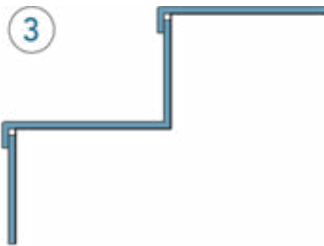
**LIGHT TRAFFIC**  
**NOSING**

**Nosing:** Rubber or Vinyl  
**Tread:** Flooring Material  
**Riser:** Painted



**MEDIUM TRAFFIC**  
**TREAD**

**Nosing/Tread:** Rubber or Vinyl  
**Riser:** Painted



**HEAVY TRAFFIC**  
**TREAD+INTEGRATED**  
**RISER**

All rubber or all vinyl

### APPROVED PRODUCT:



**TARKETT**  
Vinyl Stair Treads

Service Weight  
22 Pearl CB

## RUBBER BASE

- Suggested Manufacturers: Armstrong, Mannington, Johnsonite
- Type TV (vinyl thermoplastic); Group I (solid, homogeneous)
- Length: Coil stock ONLY, in manufacturer's standard length
- Size: 4 inches in height, 0.125" min. thickness, and Cove style



### **TARKETT**

Baseworks  
Toe 4"  
34 Almond



### **TARKETT**

Baseworks  
Toe 4"  
09 Clay



### **TARKETT**

Baseworks  
Toe 4"  
280 Shoreline

## CORNER INSTALLATION:



**Factory-Made Outside Corners:** Install factory-made outside corners before installing wall base.

**Field-Made Inside Corners:** Use a utility knife to score the back and notch out the base for inside core.