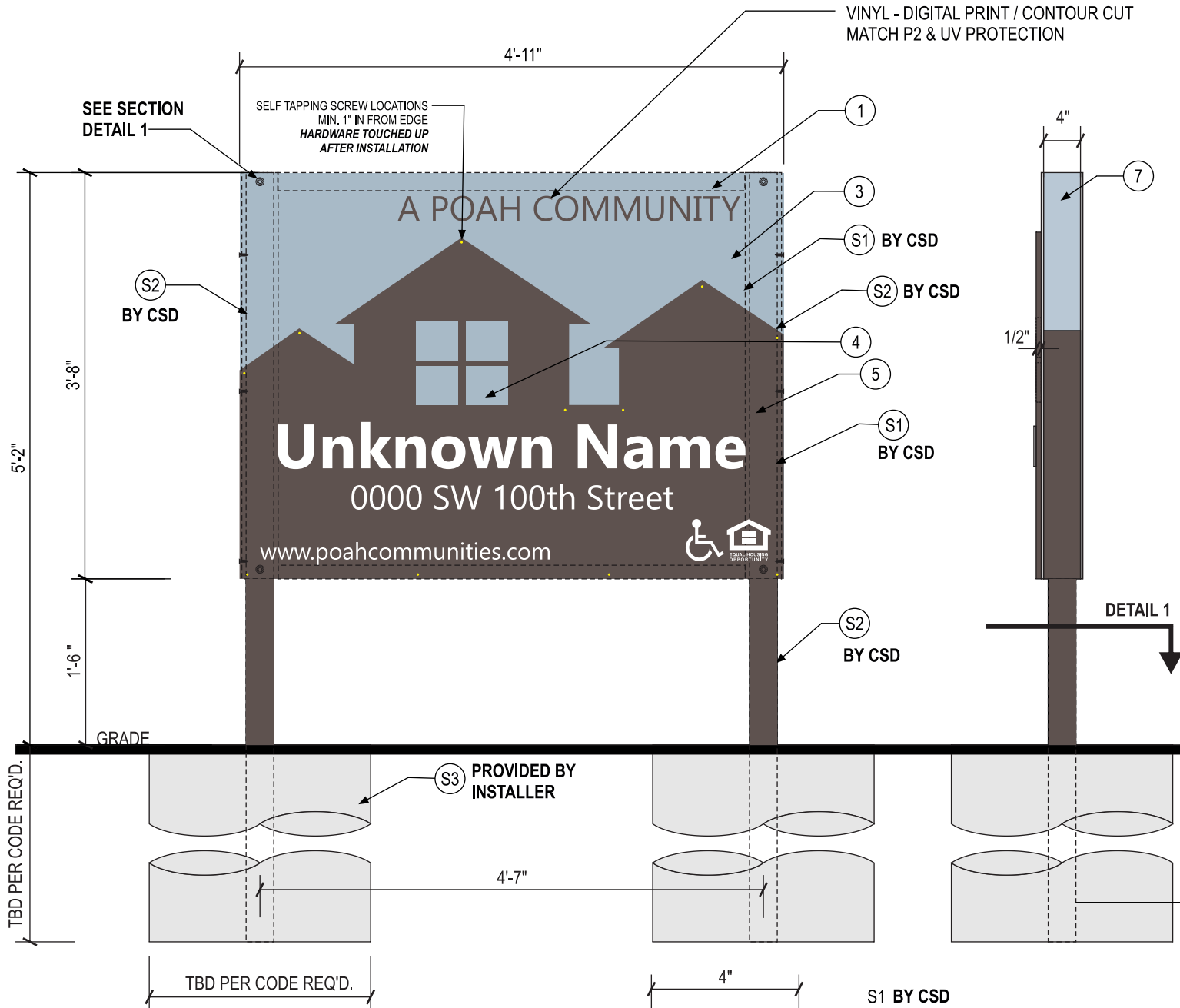


POAH MASTER SIGN PROGRAM



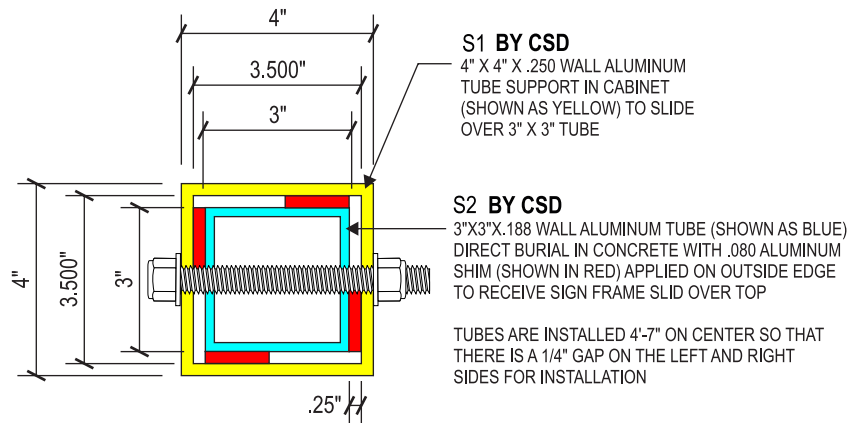
12801 Commodity Place
Tampa, Florida 33626



A1 S/F NON ILLUM. MONUMENT
SCALE: 3/4"=1'-0" 18.03 SQ. FT.

Font- Gadugi (Bold)
ABCDEFGHIJKLMNOPQRSTUVWXYZ
abcdefghijklmnopqrstuvwxyz 1234567890

Font- Gadugi
ABCDEFGHIJKLMNOPQRSTUVWXYZ
abcdefghijklmnopqrstuvwxyz 1234567890



SECTION DETAIL 1
SCALE: 3"=1'-0"



#10 X 1-7/16 in. Phillips Head Self-Tapping Screws

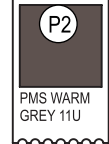


Adjustable Titanium Coated Countersink Drill Bit Set (4 pc.)



3M 06504 Black Marine Adhesive Sealant 5200

TOUCH UP
PAINT SPEC



PRODUCTION NOTES

- 1) 2" X 4" ALUMINUM TUBE WELDED FRAME
- 3) FACE 1/8" ALUMINUM W/ PAINTED BKG / VINYL GRAPHICS 1ST SURFACE ("APC")
FACE BONDED WITH VERSALOCK OR EQUIVALENT
- 4) "WINDOWS" ROUTED OUT TO SHOW LT. BLUE ALUM. LAYER UNDERNEATH
- 5) DECORATION LAYER TO BE 1/2" TYPE 1 PVC BONDED TO ALUMINUM BKG. PAINTED SURFACE BKG.
1/4" THICK EXPANDED PVC FCO LETTERS MAIN NAME BONDED TO BKG ALL OTHER DECORATION TO BE COMPUTER CUT VINYL APPLIED TO 1ST SURFACE.
- 7) RETURNS - PAINTED LT. BLUE
RETURN DECORATION PAINT TO MATCH BUILDING FROM FACE
(NOTE: DIFFERENT HEIGHTS)

STRUCTURE NOTES

- BY CSD** S1) 4" X 4" X .250 WALL ALUMINUM TUBE SUPPORT ON LEFT AND RIGHT TO SLIDE OVER DIRECT BURIED 3" TUBE AND SECURED WITH COUNTER SUNK SCREWS
- BY CSD** S2) DIRECT BURIAL ALUMINUM TUBE 3"X3"X.188 WALL WITH .080 ALUMINUM SHIM APPLIED TO OUTSIDE EDGE EXTENDING UP TO RECEIVE ALUMINUM SIGN FRAME SLID OVERTOP
- PROVIDED BY INSTALLER** S3) CONCRETE 3000 PSI @ 28 DAYS
SOIL BEARING CAPACITY 2000 PSF (2 KSF)
LATERAL SOIL BEARING CAPACITY=150 LBS / FT OF DEPTH

PAINT NOTES

- ALL PAINTED FINISHES TO BE SATIN
- P1) MP 41342SP BRUSHED ALUMINUM SILVER PAINT
P2) MATCH PMS WARM GREY 11U
P3) MATCH PMS 5435U LT BLUE
P4) MP 202SP WHITE

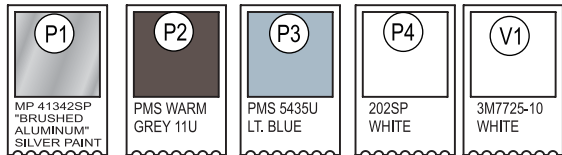
VINYL NOTES

- V1) 3M 7725-10 WHITE
V2) DIGITAL PRINT TO MATCH P2 GREY11U W/ UV

S2 3"X3"X.188 ALUMINUM SQ. TUBE SUPPLIED **BY CSD**
(2) TWO SUPPORTS REQUIRED
9'-2" TYPICAL LENGTH
NOTE FIELD TRIM BY OTHERS TO MATCH FOUNDATION REQUIREMENTS



SIDE 2
SCALE: 3/8"=1'-0"



PLEASE NOTE: The paint color views on this document are for general representation only. All colors look different when viewed on a computer monitor. To view actual color please review color card or fan deck.



12801 Commodity Place
Tampa, Florida 33626
Phone: 813-818-7100
Fax: 813-749-2311
www.creativesigndesigns.com

PROJECT:

POAH

SITE ADDRESS

MASTER

CRM / Quote:

8322-54310

Account Manager:
CONNELL MORRISSEY

Project Manager / PSC

Designer: DRF/YM
Date: 01/21/19

Revision:

No.	Date	Description
01	01/21/19	Updated adhesive spec - YM

Approval:

- ☐ Approved
☐ Approved as noted
☐ Revise and resubmit

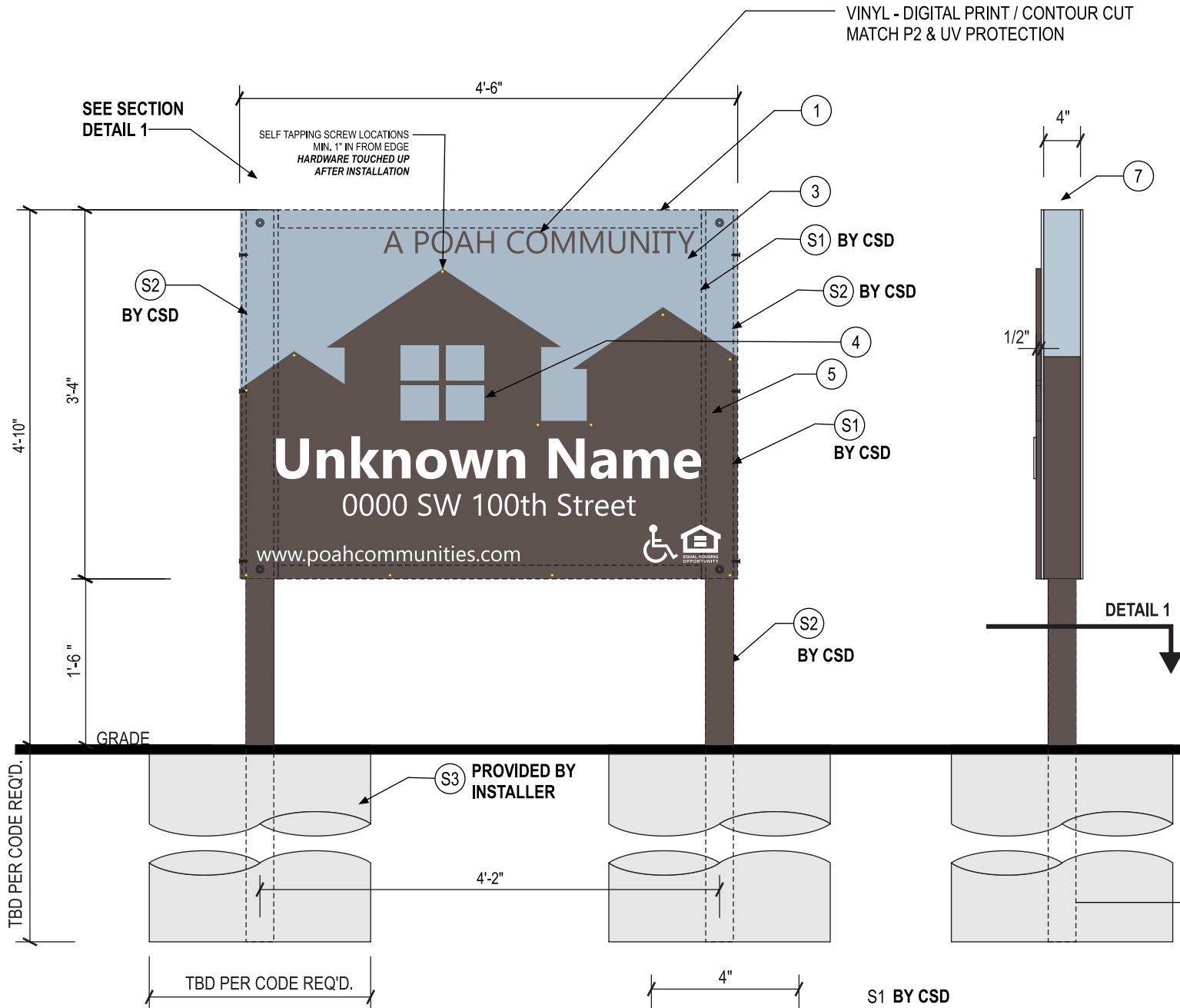
Approved: _____
Date: _____

This Drawing and all reproductions thereof are the property of **Creative Sign Designs** and may not be reproduced, published, changed or used in any way without written consent.

Sheet:

File Name:

8322-54310_01-21-19



#10 X 1-7/16 in. Phillips Head Self-Tapping Screws



TOUCH UP PAINT SPEC



Adjustable Titanium Coated Countersink Drill Bit Set (4 pc.)



3M 06504 Black Marine Adhesive Sealant 5200

PRODUCTION NOTES

- 1) 2" X 4" ALUMINUM TUBE WELDED FRAME
- 3) FACE 1/8" ALUMINUM W/ PAINTED BKG / VINYL GRAPHICS 1ST SURFACE ("APC") FACE BONDED WITH VERSALOCK OR EQUIVALENT
- 4) "WINDOWS" ROUTED OUT TO SHOW LT. BLUE ALUM. LAYER UNDERNEATH
- 5) DECORATION LAYER TO BE 1/2" TYPE 1 PVC BONDED TO ALUMINUM BKG. PAINTED SURFACE BKG. 1/4" THICK EXPANDED PVC FCO LETTERS MAIN NAME BONDED TO BKG ALL OTHER DECORATION TO BE COMPUTER CUT VINYL APPLIED TO 1ST SURFACE.
- 7) RETURNS - PAINTED LT. BLUE RETURN DECORATION PAINT TO MATCH BUILDING FROM FACE (NOTE: DIFFERENT HEIGHTS)

STRUCTURE NOTES

- BY CSD
- S1) 4" X 4" X .250 WALL ALUMINUM TUBE SUPPORT ON LEFT AND RIGHT TO SLIDE OVER DIRECT BURIED 3" TUBE AND SECURED WITH COUNTER SUNK SCREWS
- BY CSD
- S2) DIRECT BURIAL ALUMINUM TUBE 3"X3"X.188 WALL WITH .080 ALUMINUM SHIM APPLIED TO OUTSIDE EDGE EXTENDING UP TO RECEIVE ALUMINUM SIGN FRAME SLID OVERTOP
- PROVIDED BY INSTALLER
- S3) CONCRETE 3000 PSI @ 28 DAYS SOIL BEARING CAPACITY 2000 PSF (2 KSF) LATERAL SOIL BEARING CAPACITY=150 LBS / FT OF DEPTH

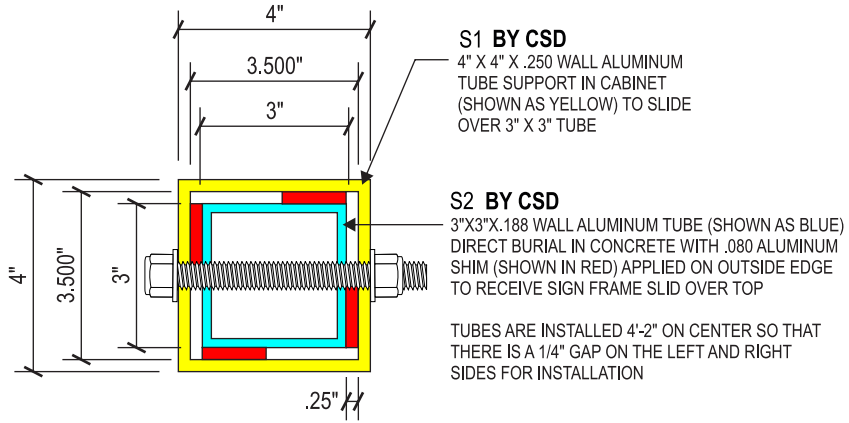
PAINT NOTES

- ALL PAINTED FINISHES TO BE SATIN
- P1) MP 41342SP BRUSHED ALUMINUM SILVER PAINT
- P2) MATCH PMS WARM GREY 11U
- P3) MATCH PMS 5435U LT BLUE
- P4) MP 202SP WHITE

VINYL NOTES

- V1) 3M 7725-10 WHITE
- V2) DIGITAL PRINT TO MATCH P2 GREY11U W/ UV

S2 3"X3"X.188 ALUMINUM SQ. TUBE SUPPLIED BY CSD
(2) TWO SUPPORTS REQUIRED 8'-10" TYPICAL LENGTH NOTE FIELD TRIM BY OTHERS TO MATCH FOUNDATION REQUIREMENTS



SECTION DETAIL 1

SCALE: 3"=1'-0"

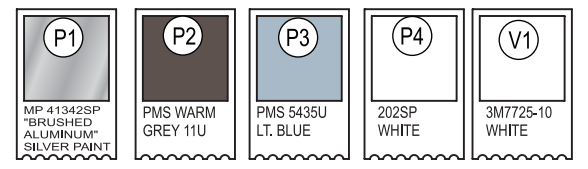


SIDE 2
SCALE: 3/8"=1'-0"

A1 S/F NON ILLUM. MONUMENT
SCALE: 3/4"=1'-0"
15 SF

Font- Gadugi (Bold)
ABCDEFGHIJKLMNOPQRSTUVWXYZ
abcdefghijklmnopqrstuvwxyz 1234567890

Font- Gadugi
ABCDEFGHIJKLMNOPQRSTUVWXYZ
abcdefghijklmnopqrstuvwxyz 1234567890



PLEASE NOTE: The paint color views on this document are for general representation only. All colors look different when viewed on a computer monitor. To view actual color please review color card or fan deck.



12801 Commodity Place
Tampa, Florida 33626
Phone: 813-818-7100
Fax: 813-749-2311
www.creativesigndesigns.com

PROJECT:

POAH

SITE ADDRESS

MASTER

CRM / Quote:

8322-54310

Account Manager:
CONNELL MORRISSEY

Project Manager / PSC

Designer: DRF/YM
Date: 01/21/19

Revision:

No.	Date	Description
01	01/21/19	Updated adhesive spec - YM

Approval:

- ☐ Approved
☐ Approved as noted
☐ Revise and resubmit

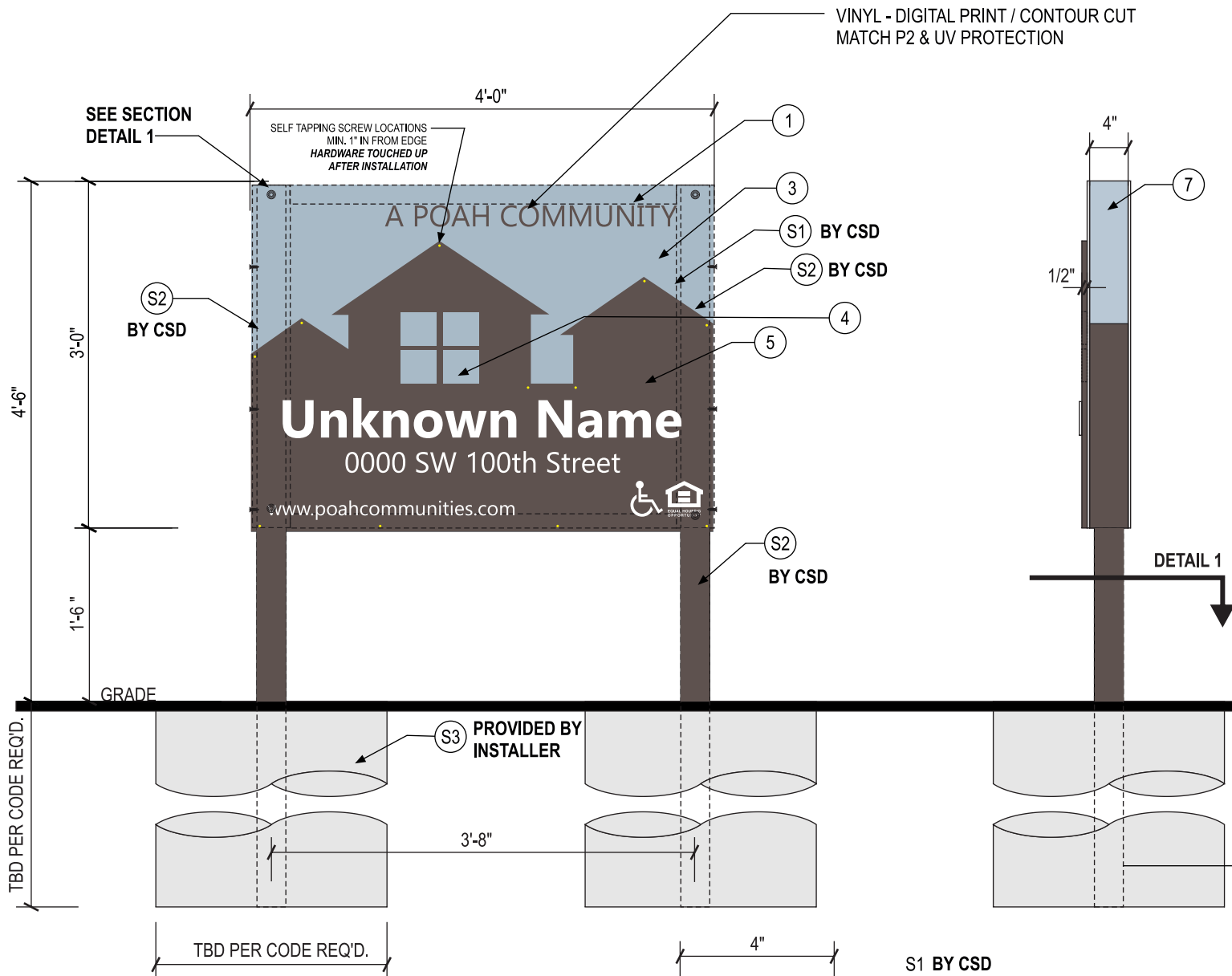
Approved: _____
Date: _____

This Drawing and all reproductions thereof are the property of Creative Sign Designs and may not be reproduced, published, changed or used in any way without written consent.

Sheet:

File Name:

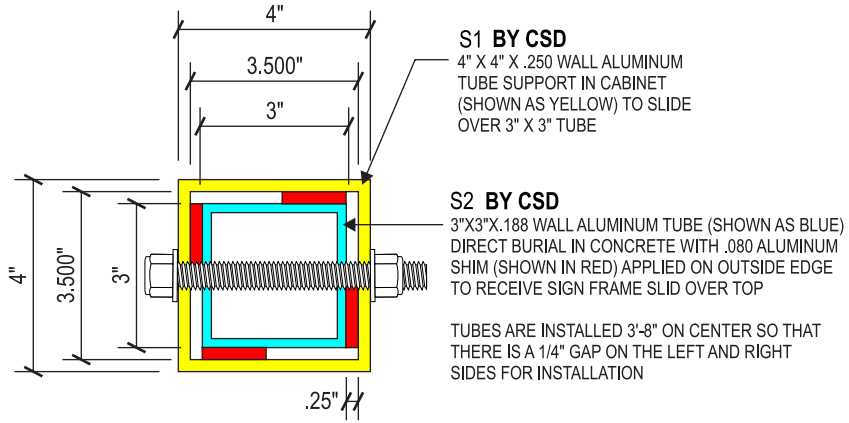
8322-54310_01-21-19



A1 S/F NON ILLUM. MONUMENT
SCALE: 3/4"=1'-0" **12 SF**

Font- Gadugi (Bold)
ABCDEFGHIJKLMNOPQRSTUVWXYZ
abcdefghijklmnopqrstuvwxyz 1234567890

Font- Gadugi
ABCDEFGHIJKLMNOPQRSTUVWXYZ
abcdefghijklmnopqrstuvwxyz 1234567890



SECTION DETAIL 1
SCALE: 3"=1'-0"



TOUCH UP
PAINT SPEC

P2

PMS WARM
GREY 11U



Adjustable Titanium Coated
Countersink Drill Bit Set (4 pc.)



3M 06504 Black Marine
Adhesive Sealant 5200

S2 3"X3"X.188 ALUMINUM SQ. TUBE
SUPPLIED BY CSD
(2) TWO SUPPORTS REQUIRED
8'-6" TYPICAL LENGTH
NOTE FIELD TRIM BY OTHERS
TO MATCH FOUNDATION
REQUIREMENTS



SIDE 2
SCALE: 3/8"=1'-0"

PRODUCTION NOTES

- 1) 2" X 4" ALUMINUM TUBE WELDED FRAME
- 3) FACE 1/8" ALUMINUM W/ PAINTED BKG / VINYL GRAPHICS 1ST SURFACE ("APC")
FACE BONDED WITH VERSALOCK OR EQUIVALENT
- 4) "WINDOWS" ROUTED OUT TO SHOW
LT. BLUE ALUM. LAYER UNDERNEATH
- 5) DECORATION LAYER TO BE 1/2" TYPE 1 PVC BONDED TO ALUMINUM BKG. PAINTED SURFACE BKG.
1/4" THICK EXPANDED PVC FCO LETTERS MAIN NAME
BONDED TO BKG ALL OTHER DECORATION TO BE
COMPUTER CUT VINYL APPLIED TO 1ST SURFACE.
- 7) RETURNS - PAINTED LT. BLUE
RETURN DECORATION PAINT TO MATCH
BUILDING FROM FACE
(NOTE: DIFFERENT HEIGHTS)

STRUCTURE NOTES

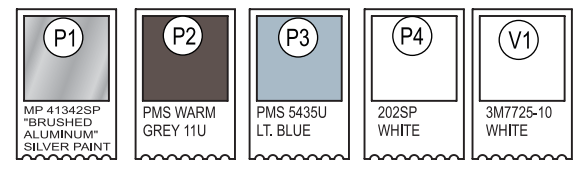
- BY CSD**
- S1) 4" X 4" X .250 WALL ALUMINUM TUBE SUPPORT
ON LEFT AND RIGHT TO SLIDE OVER
DIRECT BURIED 3" TUBE AND SECURED WITH
COUNTER SUNK SCREWS
- BY CSD**
- S2) DIRECT BURIAL ALUMINUM TUBE 3"X3"X.188 WALL
WITH .080 ALUMINUM SHIM APPLIED TO OUTSIDE EDGE
EXTENDING UP TO RECEIVE ALUMINUM SIGN FRAME
SLID OVERTOP
- PROVIDED BY
INSTALLER**
- S3) CONCRETE 3000 PSI @ 28 DAYS
SOIL BEARING CAPACITY 2000 PSF (2 KSF)
LATERAL SOIL BEARING
CAPACITY=150 LBS / FT OF DEPTH

PAINT NOTES

- ALL PAINTED FINISHES TO BE SATIN
- P1) MP 41342SP BRUSHED ALUMINUM SILVER PAINT
- P2) MATCH PMS WARM GREY 11U
- P3) MATCH PMS 5435U LT BLUE
- P4) MP 202SP WHITE

VINYL NOTES

- V1) 3M 7725-10 WHITE
- V2) DIGITAL PRINT TO MATCH P2 GREY11U W/ UV



PLEASE NOTE: The paint color views on this document are for general representation only.
All colors look different when viewed on a computer monitor. To view actual color please
review color card or fan deck.



12801 Commodity Place
Tampa, Florida 33626
Phone: 813-818-7100
Fax: 813-749-2311
www.creativesigndesigns.com

PROJECT:

POAH

SITE ADDRESS

MASTER

CRM / Quote:

8322-54310

Account Manager:
CONNELL MORRISSEY

Project Manager / PSC

—

Designer: DRF/YM Date: 01/21/19

Revision:

No.	Date	Description
01	01/21/19	Updated adhesive spec - YM

Approval:

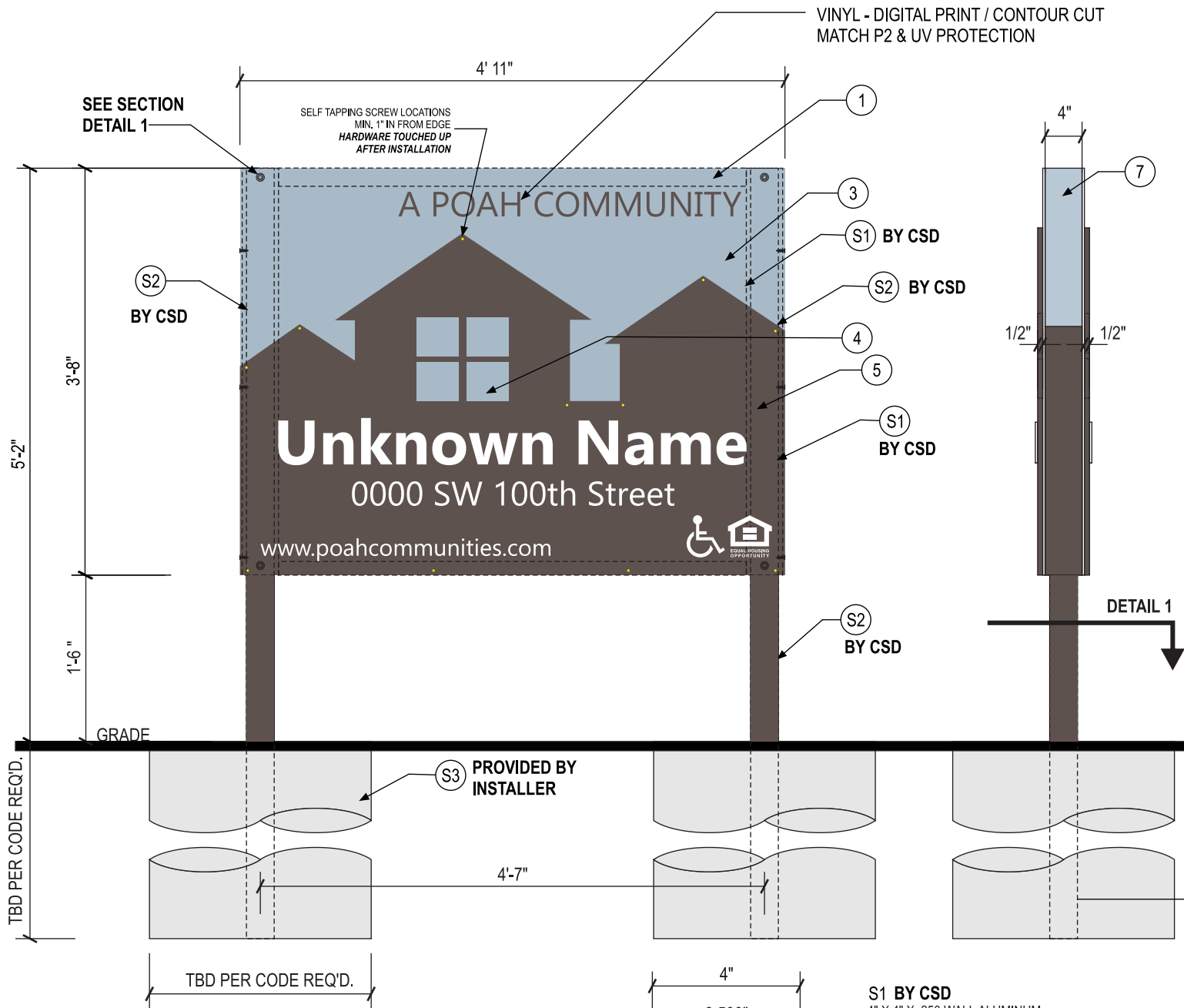
- ☐ Approved
- ☐ Approved as noted
- ☐ Revise and resubmit

Approved: _____
Date: _____

This Drawing and all reproductions thereof are the property of **Creative Sign Designs** and may not be reproduced, published, changed or used in any way without written consent.

Sheet:

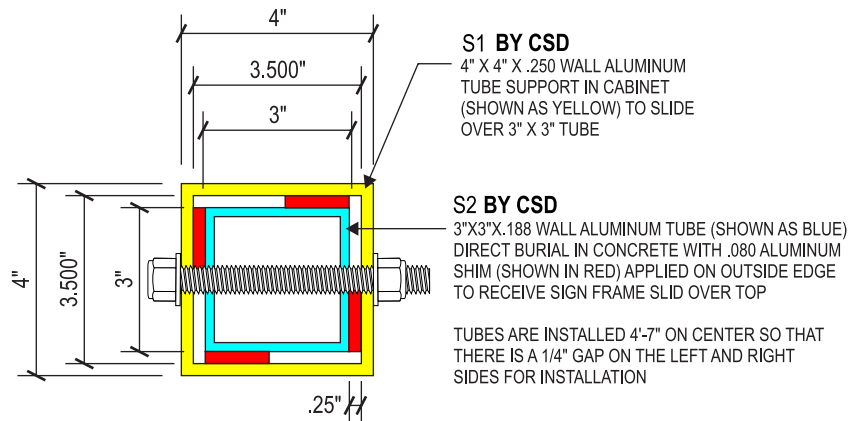
File Name:



A2 D/F NON ILLUM. MONUMENT
SCALE: 3/4"=1'-0" 18.03 SQ. FT.

Font- Gadugi (Bold)
ABCDEFGHIJKLMNOPQRSTUVWXYZ
abcdefghijklmnopqrstuvwxyz 1234567890

Font- Gadugi
ABCDEFGHIJKLMNOPQRSTUVWXYZ
abcdefghijklmnopqrstuvwxyz 1234567890



SECTION DETAIL 1
SCALE: 3"=1'-0"



#10 X 1-7/16 in. Phillips Head Self-Tapping Screws



Adjustable Titanium Coated Countersink Drill Bit Set (4 pc.)



3M 06504 Black Marine Adhesive Sealant 5200



TOUCH UP PAINT SPEC

- PRODUCTION NOTES**
- 1) 2" X 4" ALUMINUM TUBE WELDED FRAME
 - 3) FACE 1/8" ALUMINUM W/ PAINTED BKG / VINYL GRAPHICS 1ST SURFACE ("APC")
FACE BONDED WITH VERSALOCK OR EQUIVALENT
 - 4) "WINDOWS" ROUTED OUT TO SHOW LT. BLUE ALUM. LAYER UNDERNEATH
 - 5) DECORATION LAYER TO BE 1/2" TYPE 1 PVC BONDED TO ALUMINUM BKG. PAINTED SURFACE BKG.
1/4" THICK EXPANDED PVC FCO LETTERS MAIN NAME BONDED TO BKG ALL OTHER DECORATION TO BE COMPUTER CUT VINYL APPLIED TO 1ST SURFACE.
 - 7) RETURNS - PAINTED LT. BLUE
RETURN DECORATION PAINT TO MATCH BUILDING FROM FACE
(NOTE: DIFFERENT HEIGHTS)

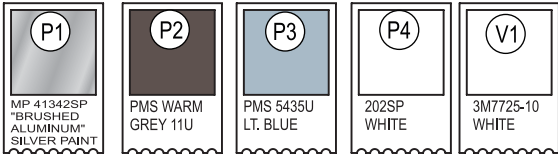
- STRUCTURE NOTES**
- BY CSD**
- S1) 4" X 4" X .250 WALL ALUMINUM TUBE SUPPORT ON LEFT AND RIGHT TO SLIDE OVER DIRECT BURIED 3" TUBE AND SECURED WITH COUNTER SUNK SCREWS
- BY CSD**
- S2) DIRECT BURIAL ALUMINUM TUBE 3"X3"X.188 WALL WITH .080 ALUMINUM SHIM APPLIED TO OUTSIDE EDGE EXTENDING UP TO RECEIVE ALUMINUM SIGN FRAME SLID OVERTOP
- PROVIDED BY INSTALLER**
- S3) CONCRETE 3000 PSI @ 28 DAYS
SOIL BEARING CAPACITY 2000 PSF (2 KSF)
LATERAL SOIL BEARING CAPACITY=150 LBS / FT OF DEPTH

- PAINT NOTES**
- ALL PAINTED FINISHES TO BE SATIN
- P1) MP 41342SP BRUSHED ALUMINUM SILVER PAINT
P2) MATCH PMS WARM GREY 11U
P3) MATCH PMS 5435U LT BLUE
P4) MP 202SP WHITE

- VINYL NOTES**
- V1) 3M 7725-10 WHITE
V2) DIGITAL PRINT TO MATCH P2 GREY11U W/ UV



SIDE 2
SCALE: 3/8"=1'-0"



PLEASE NOTE: The paint color views on this document are for general representation only. All colors look different when viewed on a computer monitor. To view actual color please review color card or fan deck.



12801 Commodity Place
Tampa, Florida 33626
Phone: 813-818-7100
Fax: 813-749-2311
www.creativesigndesigns.com

PROJECT:

POAH

SITE ADDRESS

MASTER

CRM / Quote:

8322-54310

Account Manager:
CONNELL MORRISSEY

Project Manager / PSC

Designer: DRF/YM
Date: 01/21/19

Revision:

No.	Date	Description
01	01/21/19	Updated adhesive spec - YM

Approval:

- ☐ Approved
☐ Approved as noted
☐ Revise and resubmit

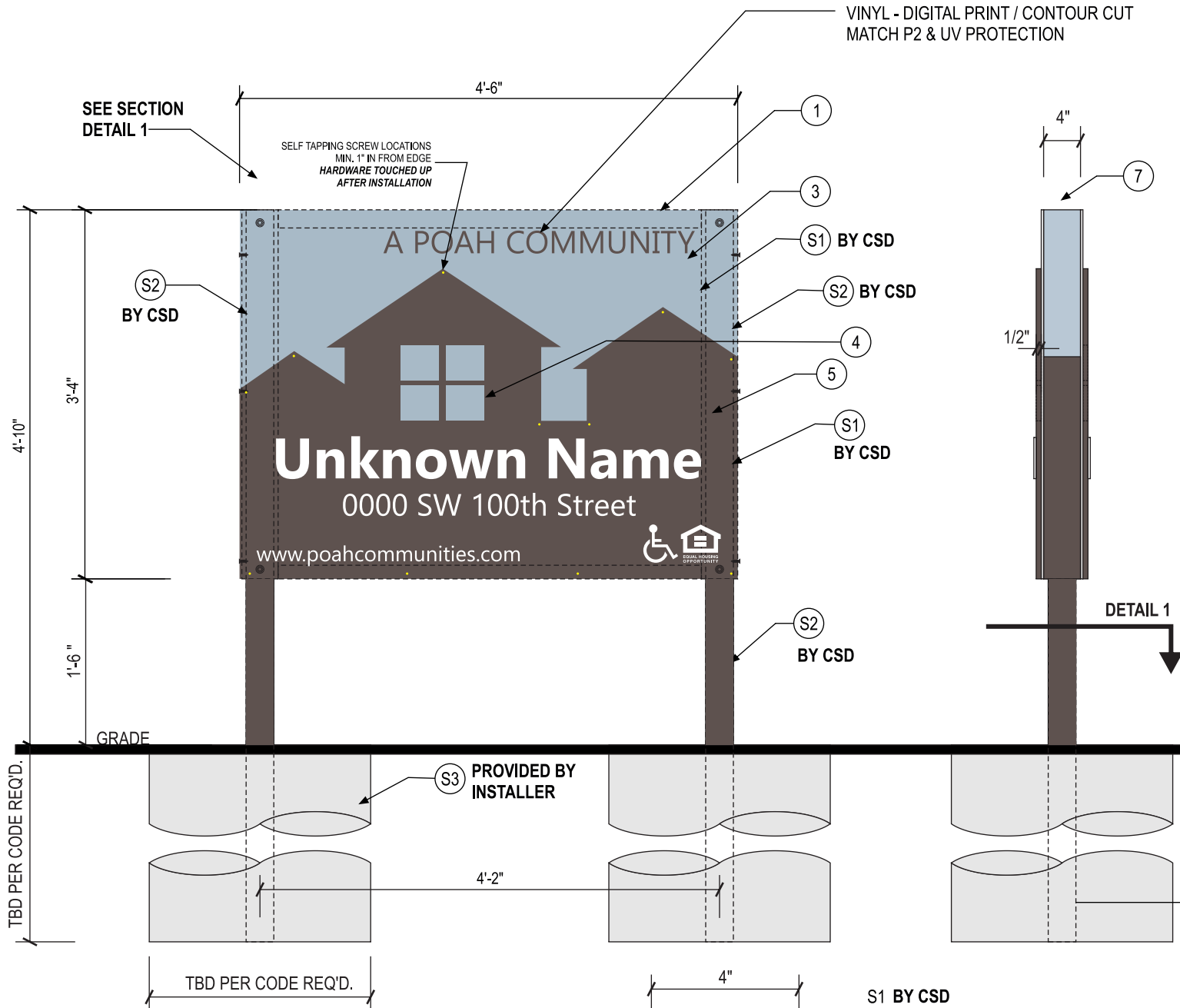
Approved: _____
Date: _____

This Drawing and all reproductions thereof are the property of **Creative Sign Designs** and may not be reproduced, published, changed or used in any way without written consent.

Sheet:

File Name:

8322-54310_01-21-19



#10 X 1-7/16 in. Phillips Head Self-Tapping Screws



TOUCH UP PAINT SPEC



Adjustable Titanium Coated Countersink Drill Bit Set (4 pc.)



3M 06504 Black Marine Adhesive Sealant 5200

PRODUCTION NOTES

- 1) 2" X 4" ALUMINUM TUBE WELDED FRAME
- 3) FACE 1/8" ALUMINUM W/ PAINTED BKG / VINYL GRAPHICS 1ST SURFACE ("APC")
FACE BONDED WITH VERSALOCK OR EQUIVALENT
- 4) "WINDOWS" ROUTED OUT TO SHOW LT. BLUE ALUM. LAYER UNDERNEATH
- 5) DECORATION LAYER TO BE 1/2" TYPE 1 PVC BONDED TO ALUMINUM BKG. PAINTED SURFACE BKG.
1/4" THICK EXPANDED PVC FCO LETTERS MAIN NAME BONDED TO BKG ALL OTHER DECORATION TO BE COMPUTER CUT VINYL APPLIED TO 1ST SURFACE.
- 7) RETURNS - PAINTED LT. BLUE
RETURN DECORATION PAINT TO MATCH BUILDING FROM FACE
(NOTE: DIFFERENT HEIGHTS)

STRUCTURE NOTES

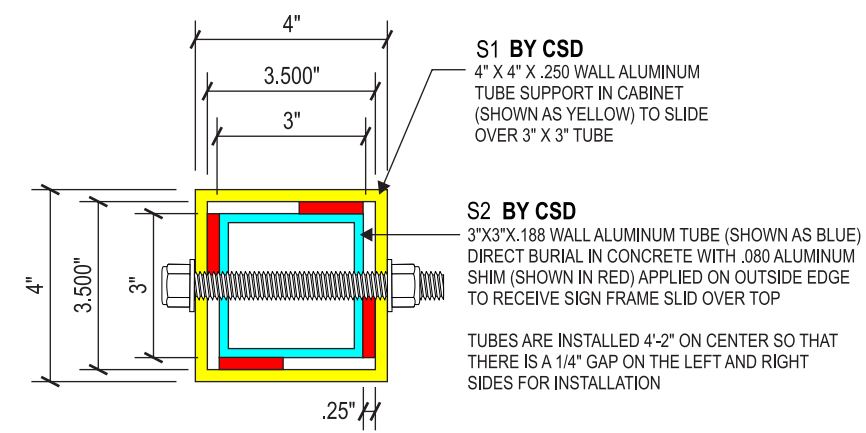
- BY CSD
- S1) 4" X 4" X .250 WALL ALUMINUM TUBE SUPPORT ON LEFT AND RIGHT TO SLIDE OVER DIRECT BURIED 3" TUBE AND SECURED WITH COUNTER SUNK SCREWS
- BY CSD
- S2) DIRECT BURIAL ALUMINUM TUBE 3"X3"X.188 WALL WITH .080 ALUMINUM SHIM APPLIED TO OUTSIDE EDGE EXTENDING UP TO RECEIVE ALUMINUM SIGN FRAME SLID OVERTOP
- PROVIDED BY INSTALLER
- S3) CONCRETE 3000 PSI @ 28 DAYS
SOIL BEARING CAPACITY 2000 PSF (2 KSF)
LATERAL SOIL BEARING CAPACITY=150 LBS / FT OF DEPTH

PAINT NOTES

- ALL PAINTED FINISHES TO BE SATIN
- P1) MP 41342SP BRUSHED ALUMINUM SILVER PAINT
- P2) MATCH PMS WARM GREY 11U
- P3) MATCH PMS 5435U LT BLUE
- P4) MP 202SP WHITE

VINYL NOTES

- V1) 3M 7725-10 WHITE
- V2) DIGITAL PRINT TO MATCH P2 GREY11U W/ UV



SECTION DETAIL 1

SCALE: 3"=1'-0"

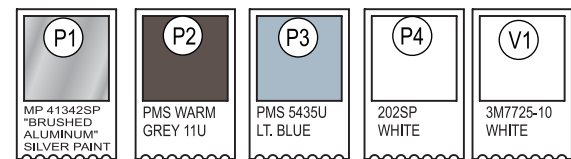
A2 D/F NON ILLUM. MONUMENT
SCALE: 3/4"=1'-0"
15 SF

Font- Gadugi (Bold)
ABCDEFGHIJKLMNOPQRSTUVWXYZ
abcdefghijklmnopqrstuvwxyz 1234567890

Font- Gadugi
ABCDEFGHIJKLMNOPQRSTUVWXYZ
abcdefghijklmnopqrstuvwxyz 1234567890



SIDE 2
SCALE: 3/8"=1'-0"



PLEASE NOTE: The paint color views on this document are for general representation only. All colors look different when viewed on a computer monitor. To view actual color please review color card or fan deck.



12801 Commodity Place
Tampa, Florida 33626
Phone: 813-818-7100
Fax: 813-749-2311
www.creativesigndesigns.com

PROJECT:

POAH

SITE ADDRESS

MASTER

CRM / Quote:

8322-54310

Account Manager:
CONNELL MORRISSEY

Project Manager / PSC

Designer: DRF/YM
Date: 01/21/19

Revision:

No.	Date	Description
01	01/21/19	Updated adhesive spec - YM

Approval:

- ☐ Approved
☐ Approved as noted
☐ Revise and resubmit

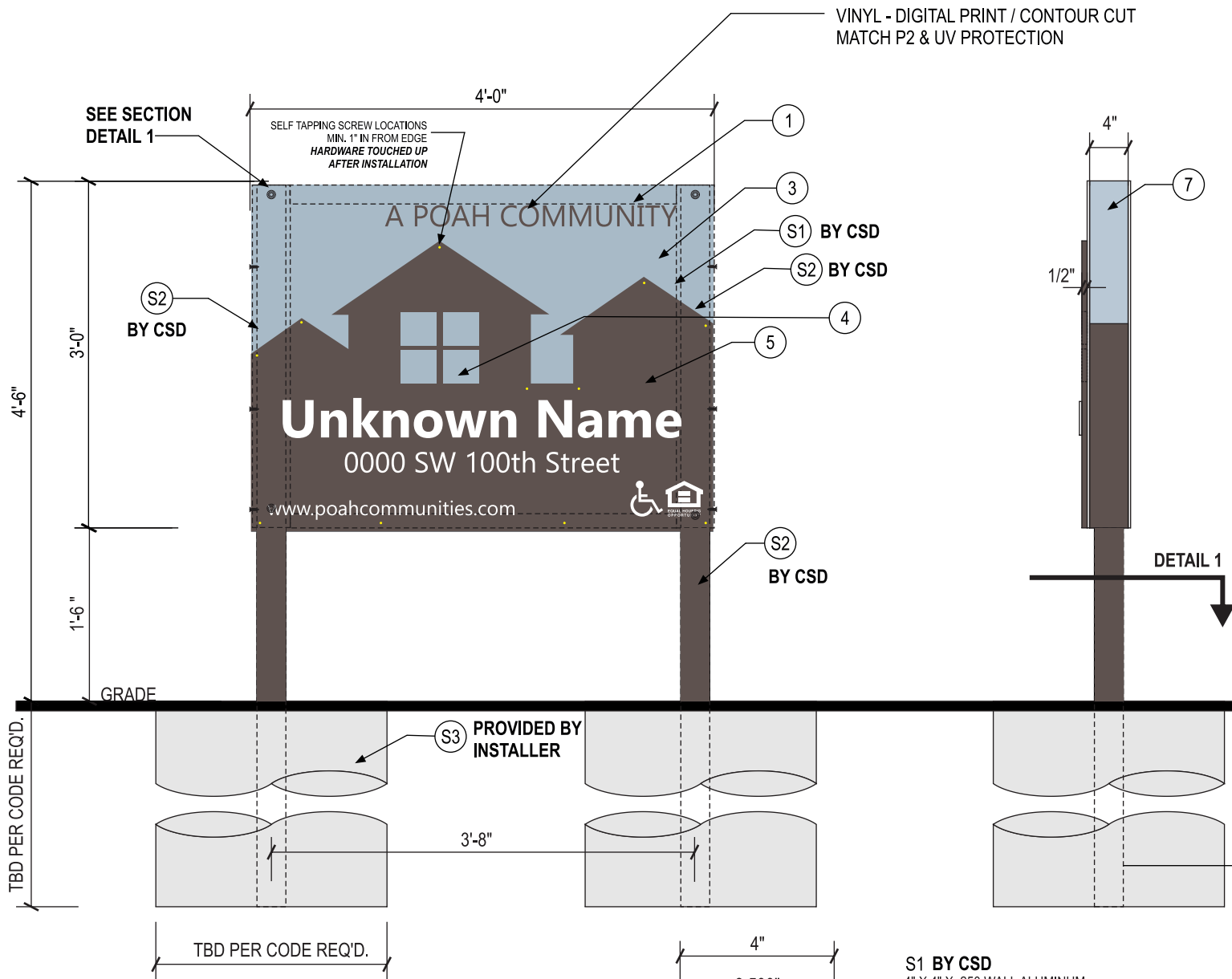
Approved: _____
Date: _____

This Drawing and all reproductions thereof are the property of Creative Sign Designs and may not be reproduced, published, changed or used in any way without written consent.

Sheet:

File Name:

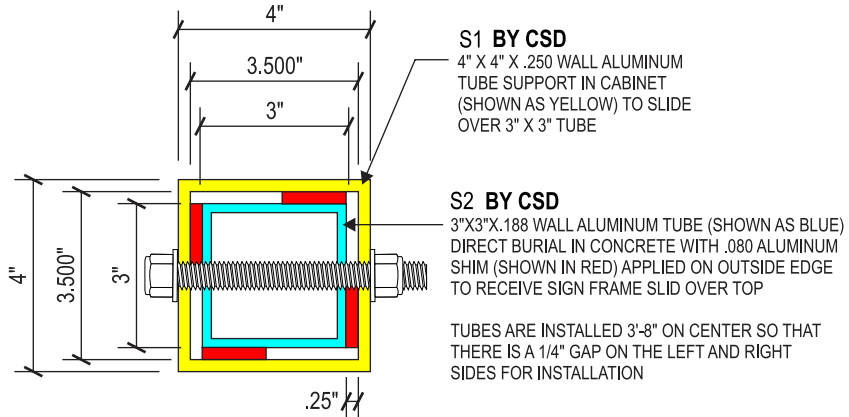
8322-54310_01-21-19



A2 D/F NON ILLUM. MONUMENT
SCALE: 3/4"=1'-0" **12 SF**

Font- Gadugi (Bold)
ABCDEFGHIJKLMNOPQRSTUVWXYZ
abcdefghijklmnopqrstuvwxyz 1234567890

Font- Gadugi
ABCDEFGHIJKLMNOPQRSTUVWXYZ
abcdefghijklmnopqrstuvwxyz 1234567890



SECTION DETAIL 1
SCALE: 3"=1'-0"



#10 X 1-7/16 in. Phillips Head Self-Tapping Screws



Adjustable Titanium Coated Countersink Drill Bit Set (4 pc.)



3M 06504 Black Marine Adhesive Sealant 5200



TOUCH UP PAINT SPEC

- PRODUCTION NOTES**
- 1) 2" X 4" ALUMINUM TUBE WELDED FRAME
 - 3) FACE 1/8" ALUMINUM W/ PAINTED BKG / VINYL GRAPHICS 1ST SURFACE ("APC")
FACE BONDED WITH VERSALOCK OR EQUIVALENT
 - 4) "WINDOWS" ROUTED OUT TO SHOW LT. BLUE ALUM. LAYER UNDERNEATH
 - 5) DECORATION LAYER TO BE 1/2" TYPE 1 PVC BONDED TO ALUMINUM BKG. PAINTED SURFACE BKG.
1/4" THICK EXPANDED PVC FCO LETTERS MAIN NAME BONDED TO BKG ALL OTHER DECORATION TO BE COMPUTER CUT VINYL APPLIED TO 1ST SURFACE.
 - 7) RETURNS - PAINTED LT. BLUE
RETURN DECORATION PAINT TO MATCH BUILDING FROM FACE
(NOTE: DIFFERENT HEIGHTS)

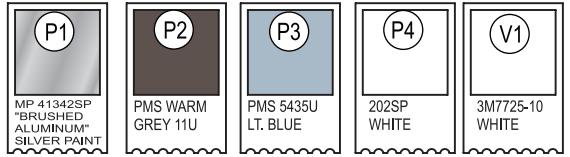
- STRUCTURE NOTES**
- BY CSD
- S1) 4" X 4" X .250 WALL ALUMINUM TUBE SUPPORT ON LEFT AND RIGHT TO SLIDE OVER DIRECT BURIED 3" TUBE AND SECURED WITH COUNTER SUNK SCREWS
- BY CSD
- S2) DIRECT BURIAL ALUMINUM TUBE 3"X3"X.188 WALL WITH .080 ALUMINUM SHIM APPLIED TO OUTSIDE EDGE EXTENDING UP TO RECEIVE ALUMINUM SIGN FRAME SLID OVERTOP
- PROVIDED BY INSTALLER
- S3) CONCRETE 3000 PSI @ 28 DAYS
SOIL BEARING CAPACITY 2000 PSF (2 KSF)
LATERAL SOIL BEARING CAPACITY=150 LBS / FT OF DEPTH

- PAINT NOTES**
- ALL PAINTED FINISHES TO BE SATIN
- P1) MP 41342SP BRUSHED ALUMINUM SILVER PAINT
P2) MATCH PMS WARM GREY 11U
P3) MATCH PMS 5435U LT BLUE
P4) MP 202SP WHITE

- VINYL NOTES**
- V1) 3M 7725-10 WHITE
V2) DIGITAL PRINT TO MATCH P2 GREY11U W/ UV



SIDE 2
SCALE: 3/8"=1'-0"



PLEASE NOTE: The paint color views on this document are for general representation only. All colors look different when viewed on a computer monitor. To view actual color please review color card or fan deck.



12801 Commodity Place
Tampa, Florida 33626
Phone: 813-818-7100
Fax: 813-749-2311
www.creativesigndesigns.com

PROJECT:
POAH

SITE ADDRESS
MASTER

CRM / Quote:
8322-54310

Account Manager:
CONNELL MORRISSEY

Project Manager / PSC

Designer: DRF/YM Date: 01/21/19

Revision:		
No.	Date	Description
01	01/21/19	Updated adhesive spec - YM

Approval:

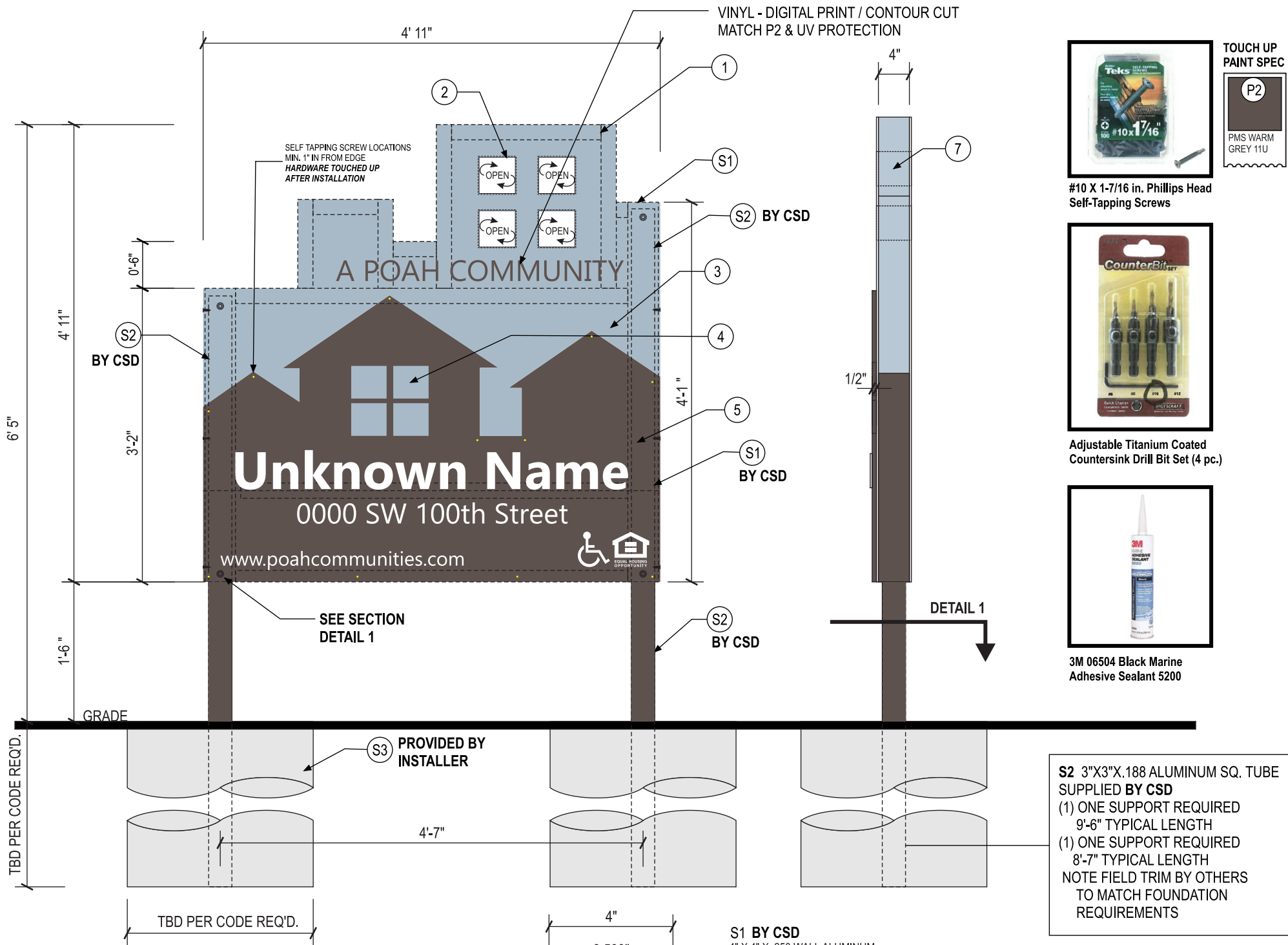
☐ Approved
☐ Approved as noted
☐ Revise and resubmit

Approved: _____
Date: _____

This Drawing and all reproductions thereof are the property of **Creative Sign Designs** and may not be reproduced, published, changed or used in any way without written consent.

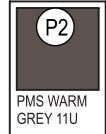
Sheet:

File Name:
8322-54310_01-21-19



#10 X 1-7/16 in. Phillips Head Self-Tapping Screws

TOUCH UP
PAINT SPEC



Adjustable Titanium Coated Countersink Drill Bit Set (4 pc.)



3M 06504 Black Marine Adhesive Sealant 5200

PRODUCTION NOTES

- 1) 2" X 4" ALUMINUM TUBE WELDED FRAME
- 2) "WINDOWS" ROUTED OUT TO BE OPEN THROUGH ENTIRE SIGN W/ SQUARE 5"X5" X.125" WALL TUBE BAFFLE
- 3) FACE 1/8" ALUMINUM W/ PAINTED BKG / VINYL GRAPHICS 1ST SURFACE ("APC") HIDDEN SEAM BELOW PVC LAYER FACE BONDED WITH VERSALOCK OR EQUIVALENT
- 4) "WINDOWS" ROUTED OUT TO SHOW LT. BLUE ALUM. LAYER UNDERNEATH
- 5) DECORATION LAYER TO BE 1/2" TYPE 1 PVC BONDED TO ALUMINUM BKG. PAINTED SURFACE BKG. 1/4" THICK EXPANDED PVC FCO LETTERS MAIN NAME BONDED TO BKG ALL OTHER DECORATION TO BE COMPUTER CUT VINYL APPLIED TO 1ST SURFACE.
- 7) .080 ALUM. RETURNS - PAINTED LT. BLUE RETURN DECORATION PAINT TO MATCH BUILDING FROM FACE (NOTE: DIFFERENT HEIGHTS)

STRUCTURE NOTES

- BY CSD
- S1) 4" X 4" X .250 WALL ALUMINUM TUBE SUPPORT ON LEFT AND RIGHT TO SLIDE OVER DIRECT BURIED 3" TUBE AND SECURED WITH COUNTER SUNK SCREWS
- BY CSD
- S2) DIRECT BURIAL ALUMINUM TUBE 3"X3"X.188 WALL WITH .080 ALUMINUM SHIM APPLIED TO OUTSIDE EDGE EXTENDING UP TO RECEIVE ALUMINUM SIGN FRAME SLID OVERTOP
- PROVIDED BY INSTALLER
- S3) CONCRETE 3000 PSI @ 28 DAYS SOIL BEARING CAPACITY 2000 PSF (2 KSF) LATERAL SOIL BEARING CAPACITY=150 LBS / FT OF DEPTH

PAINT NOTES

ALL PAINTED FINISHES TO BE SATIN

P1) MP 41342SP BRUSHED ALUMINUM SILVER PAINT

P2) MATCH PMS WARM GREY 11U

P3) MATCH PMS 5435U LT BLUE

P4) MP 202SP WHITE

VINYL NOTES

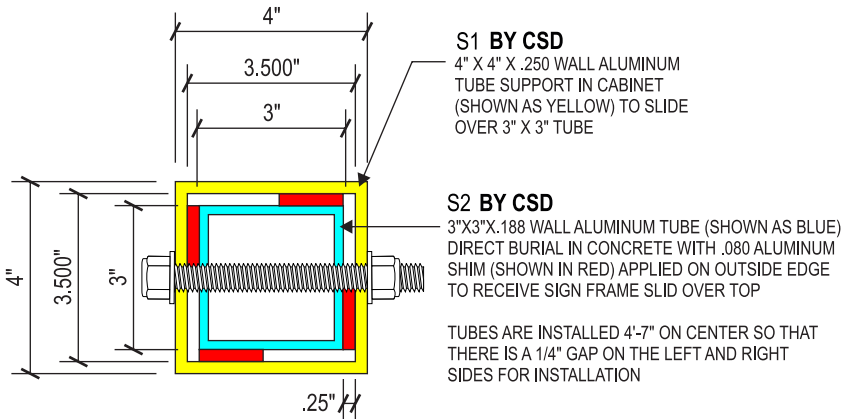
- V1) 3M 7725-10 WHITE
- V2) DIGITAL PRINT TO MATCH P2 GREY11U W/ UV

S2 3"X3"X.188 ALUMINUM SQ. TUBE SUPPLIED BY CSD

(1) ONE SUPPORT REQUIRED 9'-6" TYPICAL LENGTH

(1) ONE SUPPORT REQUIRED 8'-7" TYPICAL LENGTH

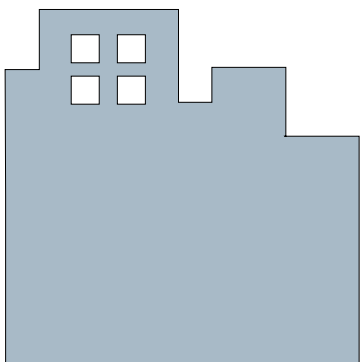
NOTE FIELD TRIM BY OTHERS TO MATCH FOUNDATION REQUIREMENTS



SECTION DETAIL 1

SCALE: 3"=1'-0"

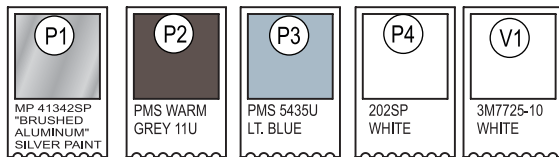
SIDE 2
SCALE: 3/8"=1'-0"



B1 S/F NON ILLUM. MONUMENT
SCALE: 3/4"=1'-0" 24.176 SQ. FT.

Font- Gadugi (Bold)
ABCDEFGHIJKLMNOPQRSTUVWXYZ
abcdefghijklmnopqrstuvwxyz 1234567890

Font- Gadugi
ABCDEFGHIJKLMNOPQRSTUVWXYZ
abcdefghijklmnopqrstuvwxyz 1234567890



PLEASE NOTE: The paint color views on this document are for general representation only. All colors look different when viewed on a computer monitor. To view actual color please review color card or fan deck.



12801 Commodity Place
Tampa, Florida 33626

Phone: 813-818-7100
Fax: 813-749-2311

www.creativesigndesigns.com

PROJECT:

POAH

SITE ADDRESS

MASTER

CRM / Quote:

8322-54310

Account Manager:
CONNELL MORRISSEY

Project Manager / PSC

Designer: DRF/YM Date: 01/21/19

Revision:

No.	Date	Description
01	01/21/19	Updated adhesive spec - YM

Approval:

- ☐ Approved
- ☐ Approved as noted
- ☐ Revise and resubmit

Approved: _____
Date: _____

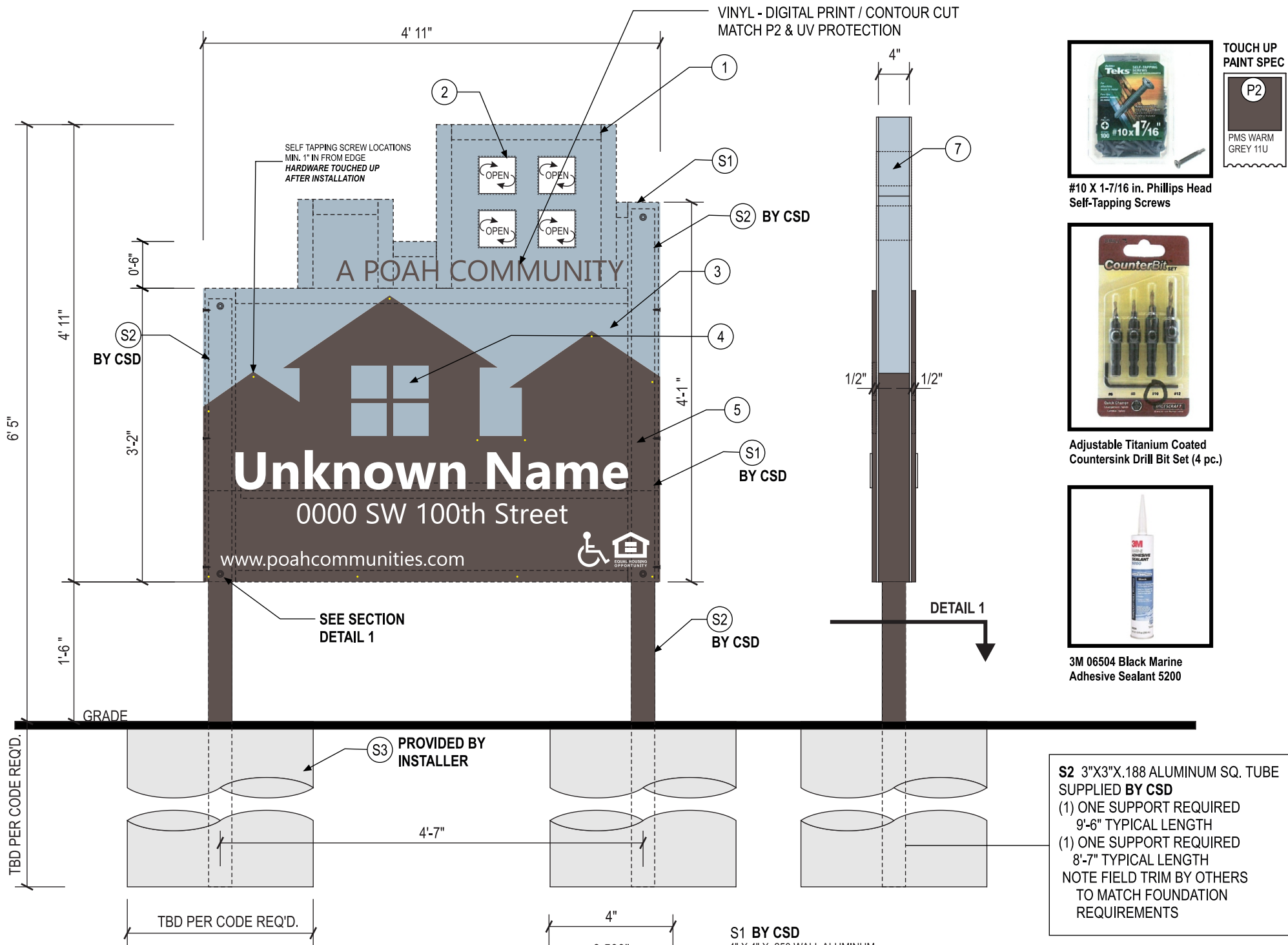
This Drawing and all reproductions thereof are the property of **Creative Sign Designs** and may not be reproduced, published, changed or used in any way without written consent.

Sheet:

File Name:

8322-54310_01-21-19

J:\KEYED IN PROJECTS\POAH -Preservation of Affordable H\008322 - POAH Master Files\80511 - Sign Repairs



#10 X 1-7/16 in. Phillips Head Self-Tapping Screws



TOUCH UP PAINT SPEC



Adjustable Titanium Coated Countersink Drill Bit Set (4 pc.)



3M 06504 Black Marine Adhesive Sealant 5200

PRODUCTION NOTES

- 1) 2" X 4" ALUMINUM TUBE WELDED FRAME
- 2) "WINDOWS" ROUTED OUT TO BE OPEN THROUGH ENTIRE SIGN W/ SQUARE 5"X5" X.125" WALL TUBE BAFFLE
- 3) FACE 1/8" ALUMINUM W/ PAINTED BKG / VINYL GRAPHICS 1ST SURFACE ("APC") HIDDEN SEAM BELOW PVC LAYER FACE BONDED WITH VERSALOCK OR EQUIVALENT
- 4) "WINDOWS" ROUTED OUT TO SHOW LT. BLUE ALUM. LAYER UNDERNEATH
- 5) DECORATION LAYER TO BE 1/2" TYPE 1 PVC BONDED TO ALUMINUM BKG. PAINTED SURFACE BKG. 1/4" THICK EXPANDED PVC FCO LETTERS MAIN NAME BONDED TO BKG ALL OTHER DECORATION TO BE COMPUTER CUT VINYL APPLIED TO 1ST SURFACE.
- 7) .080 ALUM. RETURNS - PAINTED LT. BLUE RETURN DECORATION PAINT TO MATCH BUILDING FROM FACE (NOTE: DIFFERENT HEIGHTS)

STRUCTURE NOTES

- BY CSD
- S1) 4" X 4" X .250 WALL ALUMINUM TUBE SUPPORT ON LEFT AND RIGHT TO SLIDE OVER DIRECT BURIED 3" TUBE AND SECURED WITH COUNTER SUNK SCREWS
- BY CSD
- S2) DIRECT BURIAL ALUMINUM TUBE 3"X3"X.188 WALL WITH .080 ALUMINUM SHIM APPLIED TO OUTSIDE EDGE EXTENDING UP TO RECEIVE ALUMINUM SIGN FRAME SLID OVERTOP
- PROVIDED BY INSTALLER
- S3) CONCRETE 3000 PSI @ 28 DAYS SOIL BEARING CAPACITY 2000 PSF (2 KSF) LATERAL SOIL BEARING CAPACITY=150 LBS / FT OF DEPTH

PAINT NOTES

- ALL PAINTED FINISHES TO BE SATIN
- P1) MP 41342SP BRUSHED ALUMINUM SILVER PAINT
- P2) MATCH PMS WARM GREY 11U
- P3) MATCH PMS 5435U LT BLUE
- P4) MP 202SP WHITE

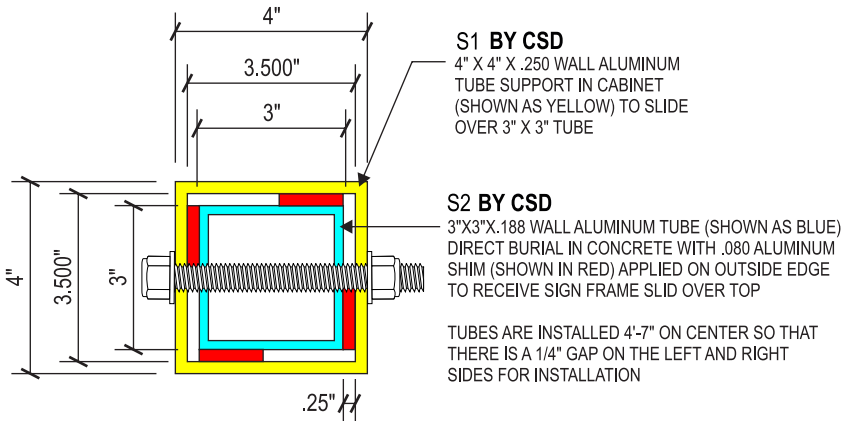
VINYL NOTES

- V1) 3M 7725-10 WHITE
- V2) DIGITAL PRINT TO MATCH P2 GREY11U W/ UV



SIDE 2

SCALE: 3/8"=1'-0"



SECTION DETAIL 1

SCALE: 3"=1'-0"

B2 D/F NON ILLUM. MONUMENT
SCALE: 3/4"=1'-0" 24.176 SQ. FT.

Font- Gadugi (Bold)
ABCDEFGHIJKLMNOPQRSTUVWXYZ
abcdefghijklmnopqrstuvwxyz 1234567890

Font- Gadugi
ABCDEFGHIJKLMNOPQRSTUVWXYZ
abcdefghijklmnopqrstuvwxyz 1234567890



12801 Commodity Place
Tampa, Florida 33626

Phone: 813-818-7100
Fax: 813-749-2311

www.creativesigndesigns.com

PROJECT:

POAH

SITE ADDRESS

MASTER

CRM / Quote:

8322-54310

Account Manager:
CONNELL MORRISSEY

Project Manager / PSC

Designer: DRF/YM Date: 01/21/19

Revision:

No.	Date	Description
01	01/21/19	Updated adhesive spec - YM

Approval:

- ☐ Approved
☐ Approved as noted
☐ Revise and resubmit

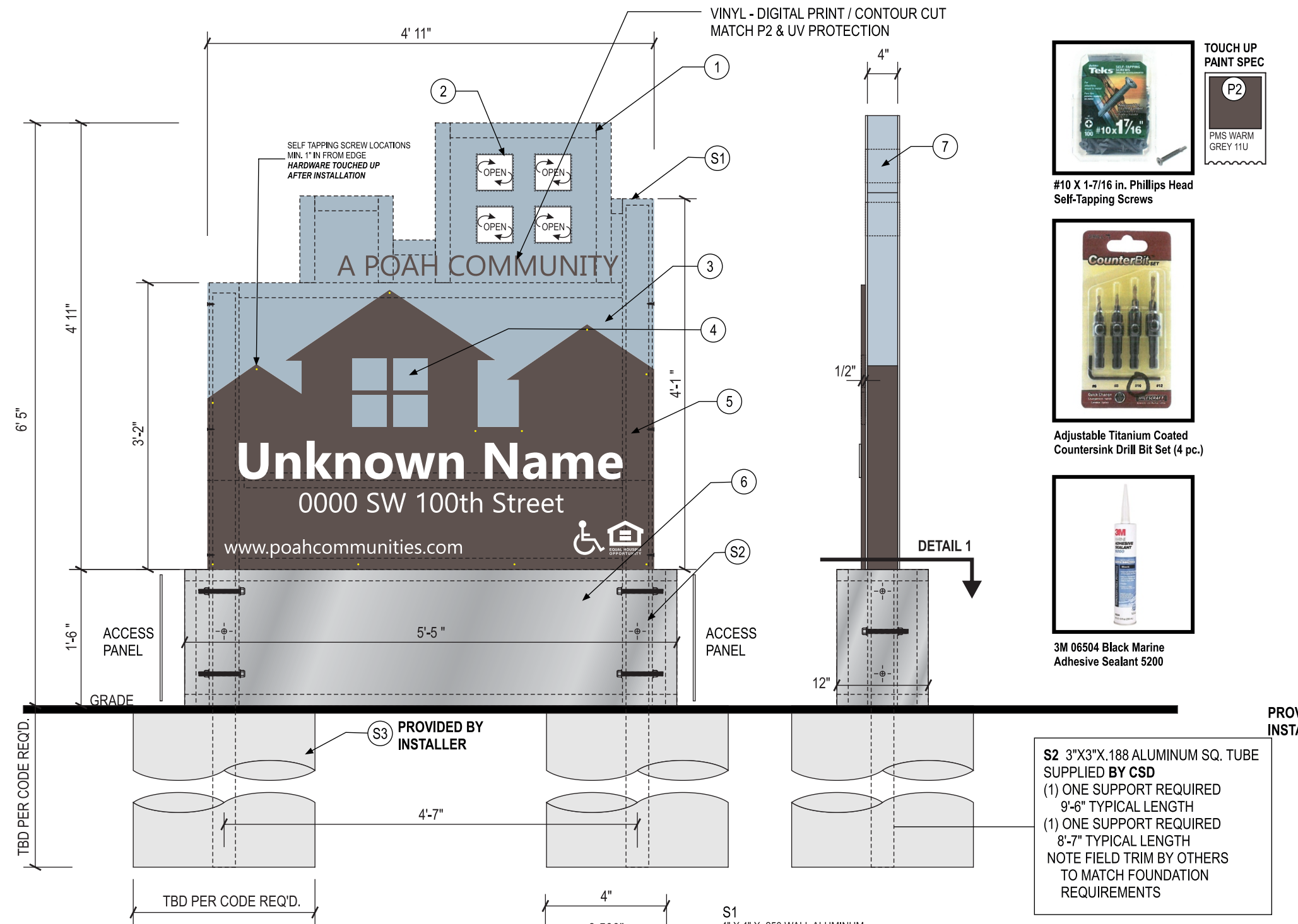
Approved: _____
Date: _____

This Drawing and all reproductions thereof are the property of Creative Sign Designs and may not be reproduced, published, changed or used in any way without written consent.

Sheet:

File Name:

8322-54310_01-21-19



#10 X 1-7/16 in. Phillips Head Self-Tapping Screws



TOUCH UP PAINT SPEC



Adjustable Titanium Coated Countersink Drill Bit Set (4 pc.)

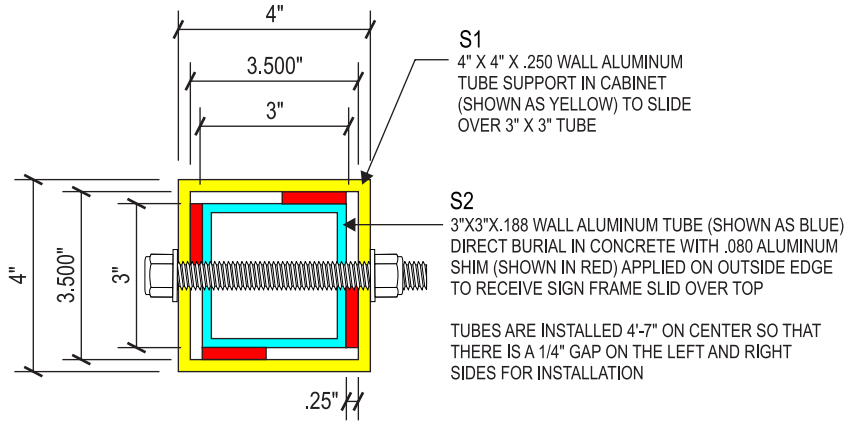


3M 06504 Black Marine Adhesive Sealant 5200

C1 S/F NON ILLUM. MONUMENT
SCALE: 3/4"=1'-0" 24.176 SQ. FT.

Font- Gadugi (Bold)
ABCDEFGHIJKLMNOPQRSTUVWXYZ
abcdefghijklmnopqrstuvwxyz 1234567890

Font- Gadugi
ABCDEFGHIJKLMNOPQRSTUVWXYZ
abcdefghijklmnopqrstuvwxyz 1234567890



SECTION DETAIL 1
SCALE: 3"=1'-0"

SIDE 2
SCALE: 3/8"=1'-0"

PRODUCTION NOTES

- 1) 2" X 4" ALUMINUM TUBE WELDED FRAME
- 2) "WINDOWS" ROUTED OUT TO BE OPEN THROUGH ENTIRE SIGN W/ SQUARE 5"X5" X.125" WALL TUBE BAFFLE
- 3) FACE 1/8" ALUMINUM W/ PAINTED BKG / VINYL GRAPHICS 1ST SURFACE ("APC") HIDDEN SEAM BELOW PVC LAYER FACE BONDED WITH VERSALOCK OR EQUIVALENT
- 4) "WINDOWS" ROUTED OUT TO SHOW LT. BLUE ALUM. LAYER UNDERNEATH
- 5) DECORATION LAYER TO BE 1/2" TYPE 1 PVC BONDED TO ALUMINUM BKG. PAINTED SURFACE BKG. 1/4" THICK EXPANDED PVC FCO LETTERS MAIN NAME BONDED TO BKG ALL OTHER DECORATION TO BE COMPUTER CUT VINYL APPLIED TO 1ST SURFACE.
- 6) BASE FROM ALUMINUM ANGLE FRAME & .080 ALUMINUM SKIN COVER / ALUMINUM ACCESS PANELS AT ENDS
- 7) .080 ALUM. RETURNS - PAINTED LT. BLUE RETURN DECORATION PAINT TO MATCH BUILDING FROM FACE (NOTE: DIFFERENT HEIGHTS)

STRUCTURE NOTES

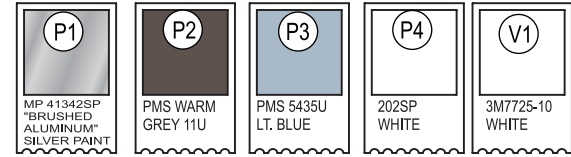
- S1) 4" X 4" X .250 WALL ALUMINUM TUBE SUPPORT ON LEFT AND RIGHT TO SLIDE OVER DIRECT BURIED 3" TUBE AND SECURED WITH COUNTER SUNK SCREWS
- S2) DIRECT BURIAL ALUMINUM TUBE 3"X3"X.188 WALL WITH .080 ALUMINUM SHIM APPLIED TO OUTSIDE EDGE EXTENDING UP TO RECEIVE ALUMINUM SIGN FRAME SLID OVERTOP
- S3) CONCRETE 3000 PSI @ 28 DAYS
SOIL BEARING CAPACITY 2000 PSF (2 KSF)
LATERAL SOIL BEARING CAPACITY=150 LBS / FT OF DEPTH

PAINT NOTES

ALL PAINTED FINISHES TO BE SATIN
P1) MP 41342SP BRUSHED ALUMINUM SILVER PAINT
P2) MATCH PMS WARM GREY 11U
P3) MATCH PMS 5435U LT BLUE
P4) MP 202SP WHITE

VINYL NOTES

- V1) 3M 7725-10 WHITE
V2) DIGITAL PRINT TO MATCH P2 GREY11U W/ UV



PLEASE NOTE: The paint color views on this document are for general representation only. All colors look different when viewed on a computer monitor. To view actual color please review color card or fan deck.



12801 Commodity Place
Tampa, Florida 33626
Phone: 813-818-7100
Fax: 813-749-2311
www.creativesigndesigns.com

PROJECT:

POAH

SITE ADDRESS

MASTER

CRM / Quote:

8322-54310

Account Manager:
CONNELL MORRISSEY

Project Manager / PSC

Designer: DRF/YM
Date: 01/21/19

Revision:

No.	Date	Description
01	01/21/19	Updated adhesive spec - YM

Approval:

- ☐ Approved
☐ Approved as noted
☐ Revise and resubmit

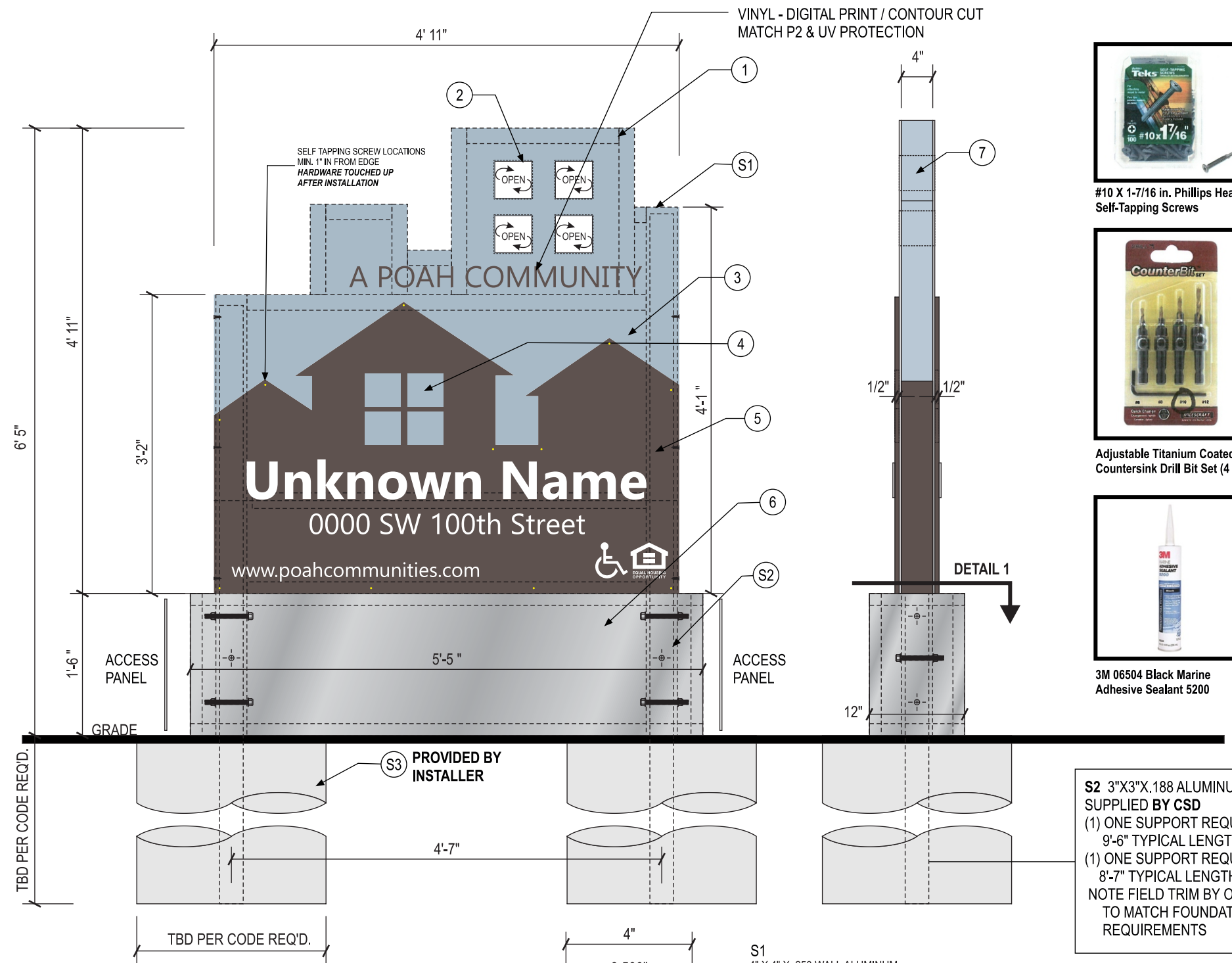
Approved: _____
Date: _____

This Drawing and all reproductions thereof are the property of **Creative Sign Designs** and may not be reproduced, published, changed or used in any way without written consent.

Sheet:

File Name:

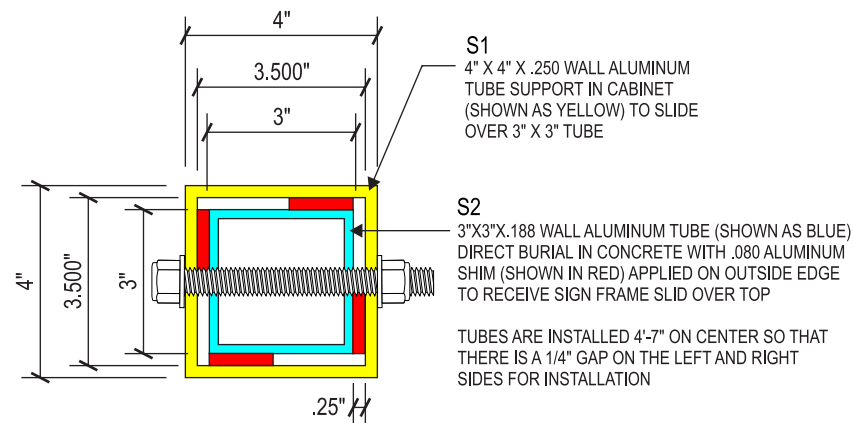
8322-54310_01-21-19



C2 D/F NON ILLUM. MONUMENT
SCALE: 3/4"=1'-0" 24.176 SQ. FT.

Font- Gadugi (Bold)
ABCDEFGHIJKLMNOPQRSTUVWXYZ
abcdefghijklmnopqrstuvwxyz 1234567890

Font- Gadugi
ABCDEFGHIJKLMNOPQRSTUVWXYZ
abcdefghijklmnopqrstuvwxyz 1234567890



SECTION DETAIL 1
SCALE: 3"=1'-0"




#10 X 1-7/16 in. Phillips Head Self-Tapping Screws



Adjustable Titanium Coated Countersink Drill Bit Set (4 pc.)



3M 06504 Black Marine Adhesive Sealant 5200



TOUCH UP PAINT SPEC

PRODUCTION NOTES

- 1) 2" X 4" ALUMINUM TUBE WELDED FRAME
- 2) "WINDOWS" ROUTED OUT TO BE OPEN THROUGH ENTIRE SIGN W/ SQUARE 5"X5" X.125" WALL TUBE BAFFLE
- 3) FACE 1/8" ALUMINUM W/ PAINTED BKG / VINYL GRAPHICS 1ST SURFACE ("APC") HIDDEN SEAM BELOW PVC LAYER FACE BONDED WITH VERSALOCK OR EQUIVALENT
- 4) "WINDOWS" ROUTED OUT TO SHOW LT. BLUE ALUM. LAYER UNDERNEATH
- 5) DECORATION LAYER TO BE 1/2" TYPE 1 PVC BONDED TO ALUMINUM BKG. PAINTED SURFACE BKG. 1/4" THICK EXPANDED PVC FCO LETTERS MAIN NAME BONDED TO BKG ALL OTHER DECORATION TO BE COMPUTER CUT VINYL APPLIED TO 1ST SURFACE.
- 6) BASE FROM ALUMINUM ANGLE FRAME & .080 ALUMINUM SKIN COVER / ALUMINUM ACCESS PANELS AT ENDS
- 7) .080 ALUM. RETURNS - PAINTED LT. BLUE RETURN DECORATION PAINT TO MATCH BUILDING FROM FACE (NOTE: DIFFERENT HEIGHTS)

STRUCTURE NOTES

- S1) 4" X 4" X .250 WALL ALUMINUM TUBE SUPPORT ON LEFT AND RIGHT TO SLIDE OVER DIRECT BURIED 3" TUBE AND SECURED WITH COUNTER SUNK SCREWS
- S2) DIRECT BURIAL ALUMINUM TUBE 3"X3"X.188 WALL WITH .080 ALUMINUM SHIM APPLIED TO OUTSIDE EDGE EXTENDING UP TO RECEIVE ALUMINUM SIGN FRAME SLID OVERTOP
- S3) CONCRETE 3000 PSI @ 28 DAYS
SOIL BEARING CAPACITY 2000 PSF (2 KSF)
LATERAL SOIL BEARING CAPACITY=150 LBS / FT OF DEPTH

PAINT NOTES

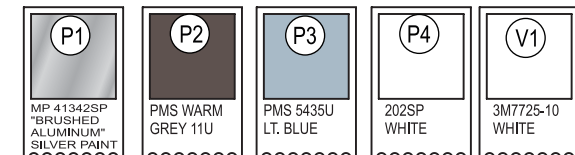
ALL PAINTED FINISHES TO BE SATIN
P1) MP 41342SP BRUSHED ALUMINUM SILVER PAINT
P2) MATCH PMS WARM GREY 11U
P3) MATCH PMS 5435U LT BLUE
P4) MP 202SP WHITE

VINYL NOTES

- V1) 3M 7725-10 WHITE
V2) DIGITAL PRINT TO MATCH P2 GREY11U W/ UV



SIDE 2
SCALE: 3/8"=1'-0"



PLEASE NOTE: The paint color views on this document are for general representation only. All colors look different when viewed on a computer monitor. To view actual color please review color card or fan deck.



12801 Commodity Place
Tampa, Florida 33626
Phone: 813-818-7100
Fax: 813-749-2311
www.creativesigndesigns.com

PROJECT:

POAH

SITE ADDRESS

MASTER

CRM / Quote:

8322-54310

Account Manager:
CONNELL MORRISSEY

Project Manager / PSC

Designer: DRF/YM
Date: 01/21/19

Revision:

No.	Date	Description
01	01/21/19	Updated adhesive spec - YM

Approval:

- ☐ Approved
☐ Approved as noted
☐ Revise and resubmit

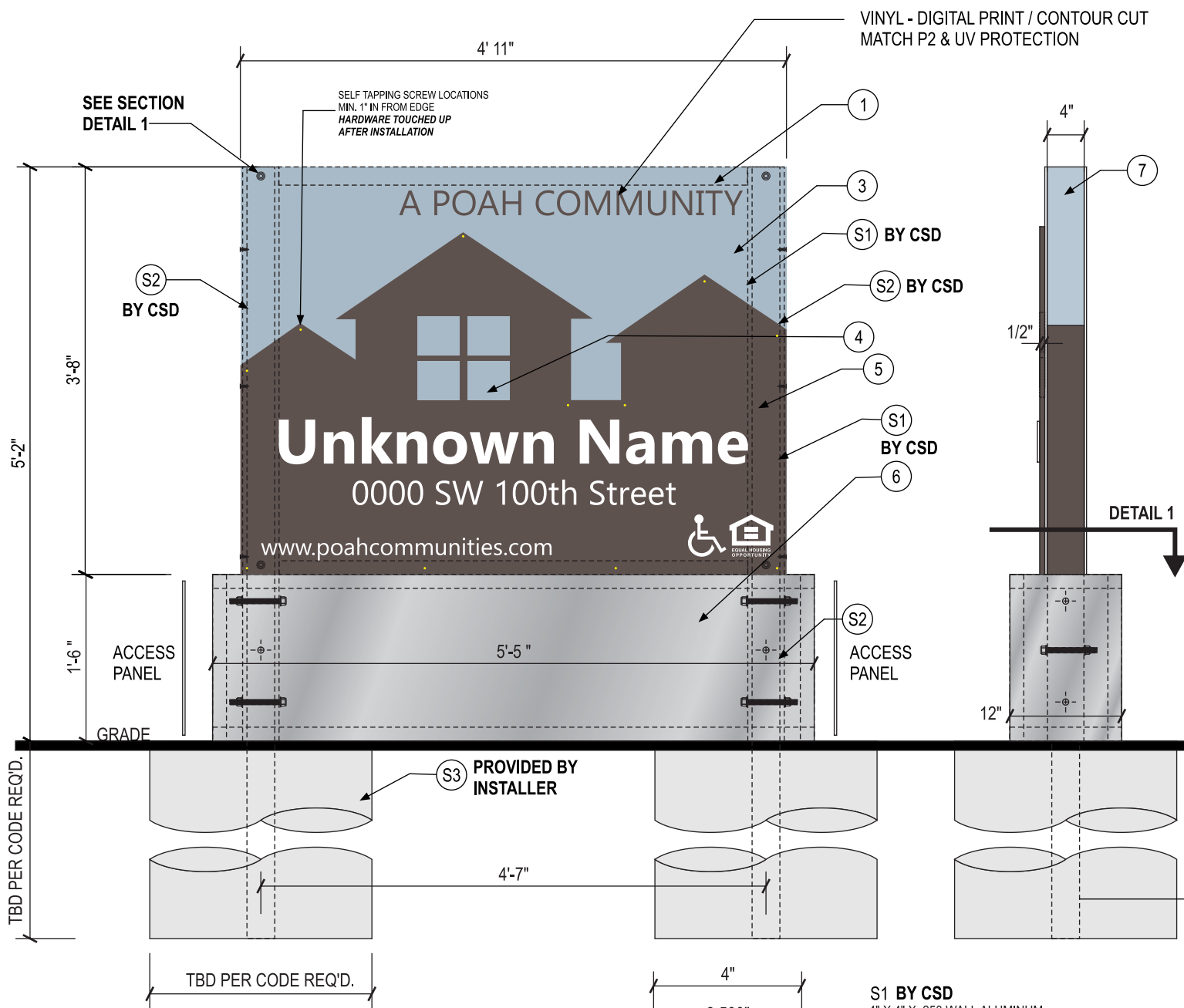
Approved: _____
Date: _____

This Drawing and all reproductions thereof are the property of **Creative Sign Designs** and may not be reproduced, published, changed or used in any way without written consent.

Sheet:

File Name:

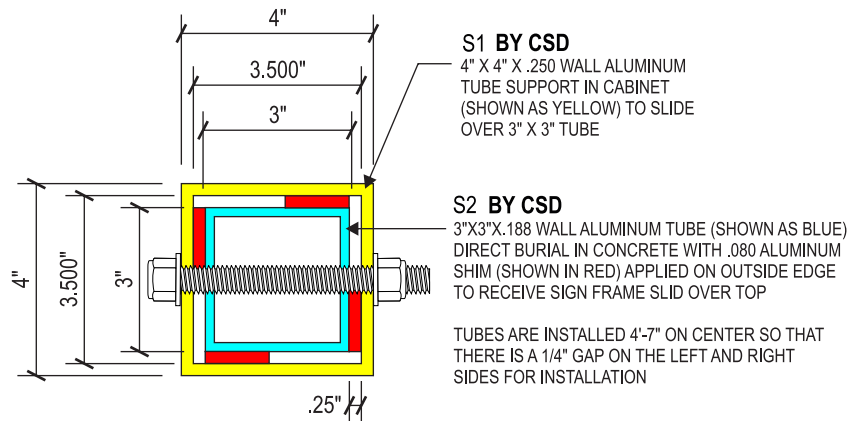
8322-54310_01-21-19



D1 S/F NON ILLUM. MONUMENT
SCALE: 3/4"=1'-0" 18.03 SQ. FT.

Font- Gadugi (Bold)
ABCDEFGHIJKLMNOPQRSTUVWXYZ
abcdefghijklmnopqrstuvwxyz 1234567890

Font- Gadugi
ABCDEFGHIJKLMNOPQRSTUVWXYZ
abcdefghijklmnopqrstuvwxyz 1234567890



SECTION DETAIL 1
SCALE: 3"=1'-0"




#10 X 1-7/16 in. Phillips Head Self-Tapping Screws



Adjustable Titanium Coated Countersink Drill Bit Set (4 pc.)



3M 06504 Black Marine Adhesive Sealant 5200



TOUCH UP PAINT SPEC

PRODUCTION NOTES

- 1) 2" X 4" ALUMINUM TUBE WELDED FRAME
- 3) FACE 1/8" ALUMINUM W/ PAINTED BKG / VINYL GRAPHICS 1ST SURFACE ("APC")
FACE BONDED WITH VERSALOCK OR EQUIVALENT
- 4) "WINDOWS" ROUTED OUT TO SHOW LT. BLUE ALUM. LAYER UNDERNEATH
- 5) DECORATION LAYER TO BE 1/2" TYPE 1 PVC BONDED TO ALUMINUM BKG. PAINTED SURFACE BKG. 1/4" THICK EXPANDED PVC FCO LETTERS MAIN NAME BONDED TO BKG ALL OTHER DECORATION TO BE COMPUTER CUT VINYL APPLIED TO 1ST SURFACE.
- 6) BASE FROM ALUMINUM ANGLE FRAME & .080 ALUMINUM SKIN COVER / ALUMINUM ACCESS PANELS AT ENDS
- 7) RETURNS - PAINTED LT. BLUE
RETURN DECORATION PAINT TO MATCH BUILDING FROM FACE
(NOTE: DIFFERENT HEIGHTS)

STRUCTURE NOTES

- BY CSD**
- S1) 4" X 4" X .250 WALL ALUMINUM TUBE SUPPORT ON LEFT AND RIGHT TO SLIDE OVER DIRECT BURIED 3" TUBE AND SECURED WITH COUNTER SUNK SCREWS
- BY CSD**
- S2) DIRECT BURIAL ALUMINUM TUBE 3"x3"x.188 WALL WITH .080 ALUMINUM SHIM APPLIED TO OUTSIDE EDGE EXTENDING UP TO RECEIVE ALUMINUM SIGN FRAME SLID OVERTOP
- S3) CONCRETE 3000 PSI @ 28 DAYS
SOIL BEARING CAPACITY 2000 PSF (2 KSF)
LATERAL SOIL BEARING CAPACITY=150 LBS / FT OF DEPTH

PROVIDED BY INSTALLER

PAINT NOTES

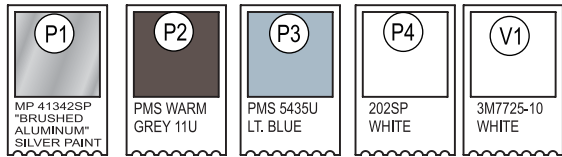
- ALL PAINTED FINISHES TO BE SATIN
- P1) MP 41342SP BRUSHED ALUMINUM SILVER PAINT
- P2) MATCH PMS WARM GREY 11U
- P3) MATCH PMS 5435U LT BLUE
- P4) MP 202SP WHITE

VINYL NOTES

- V1) 3M 7725-10 WHITE
- V2) DIGITAL PRINT TO MATCH P2 GREY11U W/ UV



SIDE 2
SCALE: 3/8"=1'-0"



PLEASE NOTE: The paint color views on this document are for general representation only. All colors look different when viewed on a computer monitor. To view actual color please review color card or fan deck.



12801 Commodity Place
Tampa, Florida 33626

Phone: 813-818-7100
Fax: 813-749-2311

www.creativesigndesigns.com

PROJECT:

POAH

SITE ADDRESS

MASTER

CRM / Quote:

8322-54310

Account Manager:
CONNELL MORRISSEY

Project Manager / PSC

Designer: DRF/YM
Date: 01/21/19

Revision:

No.	Date	Description
01	01/21/19	Updated adhesive spec - YM

Approval:

- ☐ Approved
- ☐ Approved as noted
- ☐ Revise and resubmit

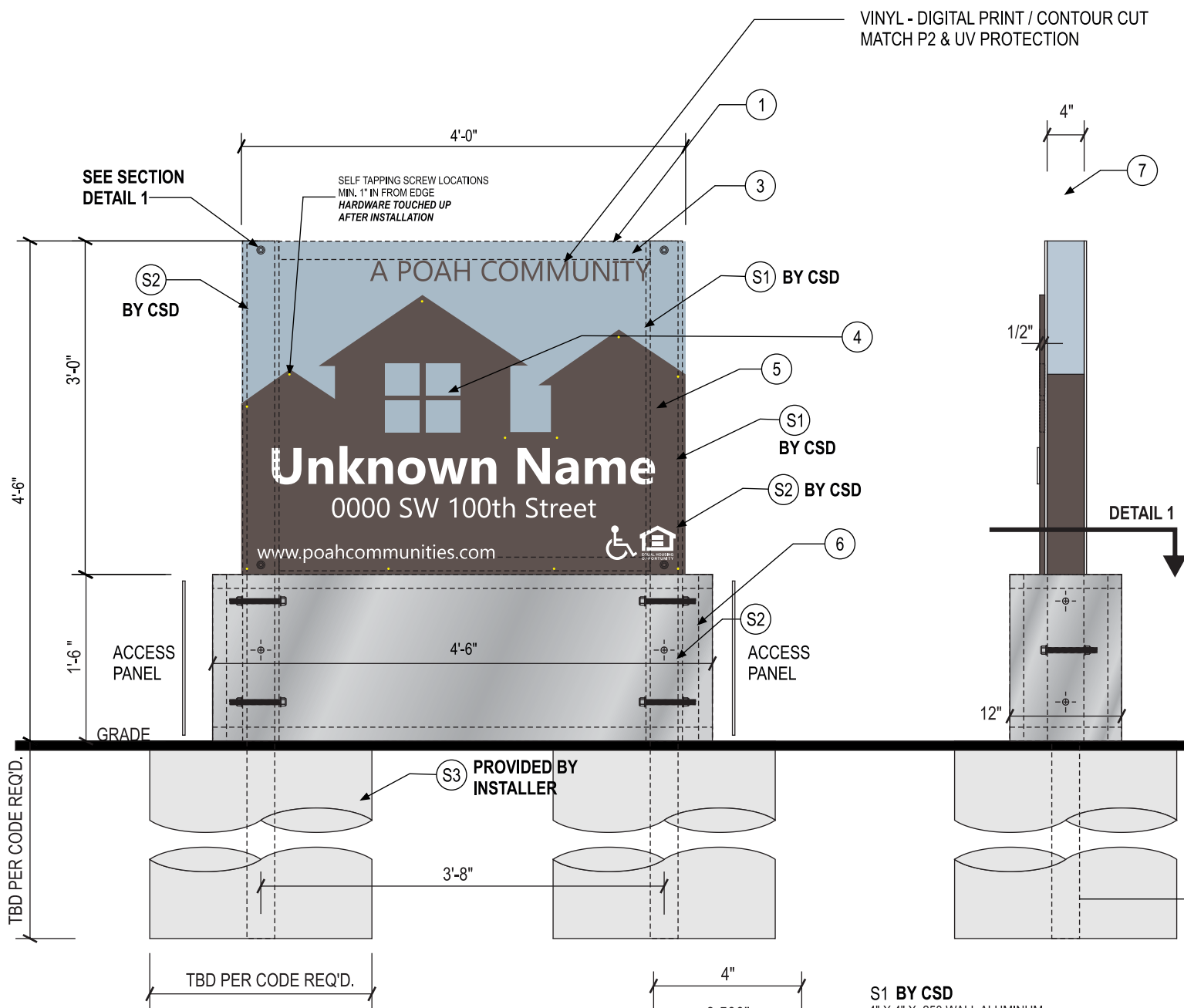
Approved: _____
Date: _____

This Drawing and all reproductions thereof are the property of **Creative Sign Designs** and may not be reproduced, published, changed or used in any way without written consent.

Sheet:

File Name:

8322-54310_01-21-19



#10 X 1-7/16 in. Phillips Head Self-Tapping Screws



Adjustable Titanium Coated Countersink Drill Bit Set (4 pc.)



3M 06504 Black Marine Adhesive Sealant 5200

TOUCH UP
PAINT SPEC

PRODUCTION NOTES

- 1) 2" X 4" ALUMINUM TUBE WELDED FRAME
- 3) FACE 1/8" ALUMINUM W/ PAINTED BKG / VINYL GRAPHICS 1ST SURFACE ("APC")
FACE BONDED WITH VERSALOCK OR EQUIVALENT
- 4) "WINDOWS" ROUTED OUT TO SHOW LT. BLUE ALUM. LAYER UNDERNEATH
- 5) DECORATION LAYER TO BE 1/2" TYPE 1 PVC BONDED TO ALUMINUM BKG. PAINTED SURFACE BKG.
1/4" THICK EXPANDED PVC FCO LETTERS MAIN NAME BONDED TO BKG ALL OTHER DECORATION TO BE COMPUTER CUT VINYL APPLIED TO 1ST SURFACE.
- 6) BASE FROM ALUMINUM ANGLE FRAME & .080 ALUMINUM SKIN COVER / ALUMINUM ACCESS PANELS AT ENDS
- 7) RETURNS - PAINTED LT. BLUE
RETURN DECORATION PAINT TO MATCH BUILDING FROM FACE
(NOTE: DIFFERENT HEIGHTS)

STRUCTURE NOTES

- BY CSD
- S1) 4" X 4" X .250 WALL ALUMINUM TUBE SUPPORT ON LEFT AND RIGHT TO SLIDE OVER DIRECT BURIED 3" TUBE AND SECURED WITH COUNTER SUNK SCREWS
- BY CSD
- S2) DIRECT BURIAL ALUMINUM TUBE 3"X3"X.188 WALL WITH .080 ALUMINUM SHIM APPLIED TO OUTSIDE EDGE EXTENDING UP TO RECEIVE ALUMINUM SIGN FRAME SLID OVERTOP
- S3) CONCRETE 3000 PSI @ 28 DAYS
SOIL BEARING CAPACITY 2000 PSF (2 KSF)
LATERAL SOIL BEARING
CAPACITY=150 LBS / FT OF DEPTH

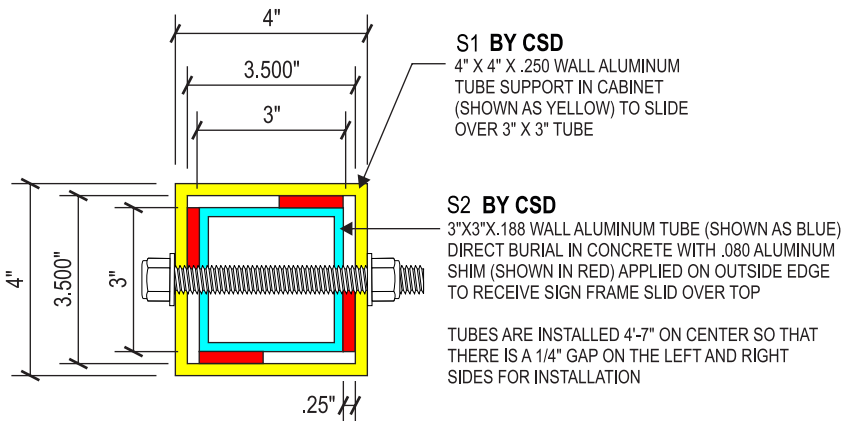
PAINT NOTES

ALL PAINTED FINISHES TO BE SATIN
P1) MP 41342SP BRUSHED ALUMINUM SILVER PAINT
P2) MATCH PMS WARM GREY 11U
P3) MATCH PMS 5435U LT BLUE
P4) MP 202SP WHITE

VINYL NOTES

- V1) 3M 7725-10 WHITE
V2) DIGITAL PRINT TO MATCH P2 GREY11U W/ UV

S2 3"X3"X.188 ALUMINUM SQ. TUBE SUPPLIED BY CSD
(2) TWO SUPPORTS REQUIRED
9'-2" TYPICAL LENGTH
NOTE FIELD TRIM BY OTHERS
TO MATCH FOUNDATION
REQUIREMENTS



SECTION DETAIL 1

SCALE: 3"=1'-0"

D1

S/F NON ILLUM. MONUMENT

SCALE: 3/4"=1'-0"

12 SF

Font- Gadugi (Bold)

ABCDEFGHIJKLMNOPQRSTUVWXYZ

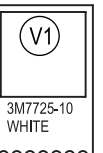
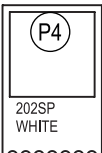
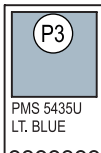

abcdefghijklmnopqrstuvwxyz 1234567890

Font- Gadugi

ABCDEFGHIJKLMNOPQRSTUVWXYZ

abcdefghijklmnopqrstuvwxyz 1234567890

SIDE 2
SCALE: 3/8"=1'-0"



PLEASE NOTE: The paint color views on this document are for general representation only. All colors look different when viewed on a computer monitor. To view actual color please review color card or fan deck.



12801 Commodity Place
Tampa, Florida 33626

Phone: 813-818-7100
Fax: 813-749-2311

www.creativesigndesigns.com

PROJECT:

POAH

SITE ADDRESS

MASTER

CRM / Quote:

8322-54310

Account Manager:
CONNELL MORRISSEY

Project Manager / PSC

Designer: DRF/YM
Date: 01/21/19

Revision:

No.	Date	Description
01	01/21/19	Updated adhesive spec - YM

Approval:

- ☐ Approved
☐ Approved as noted
☐ Revise and resubmit

Approved: _____
Date: _____

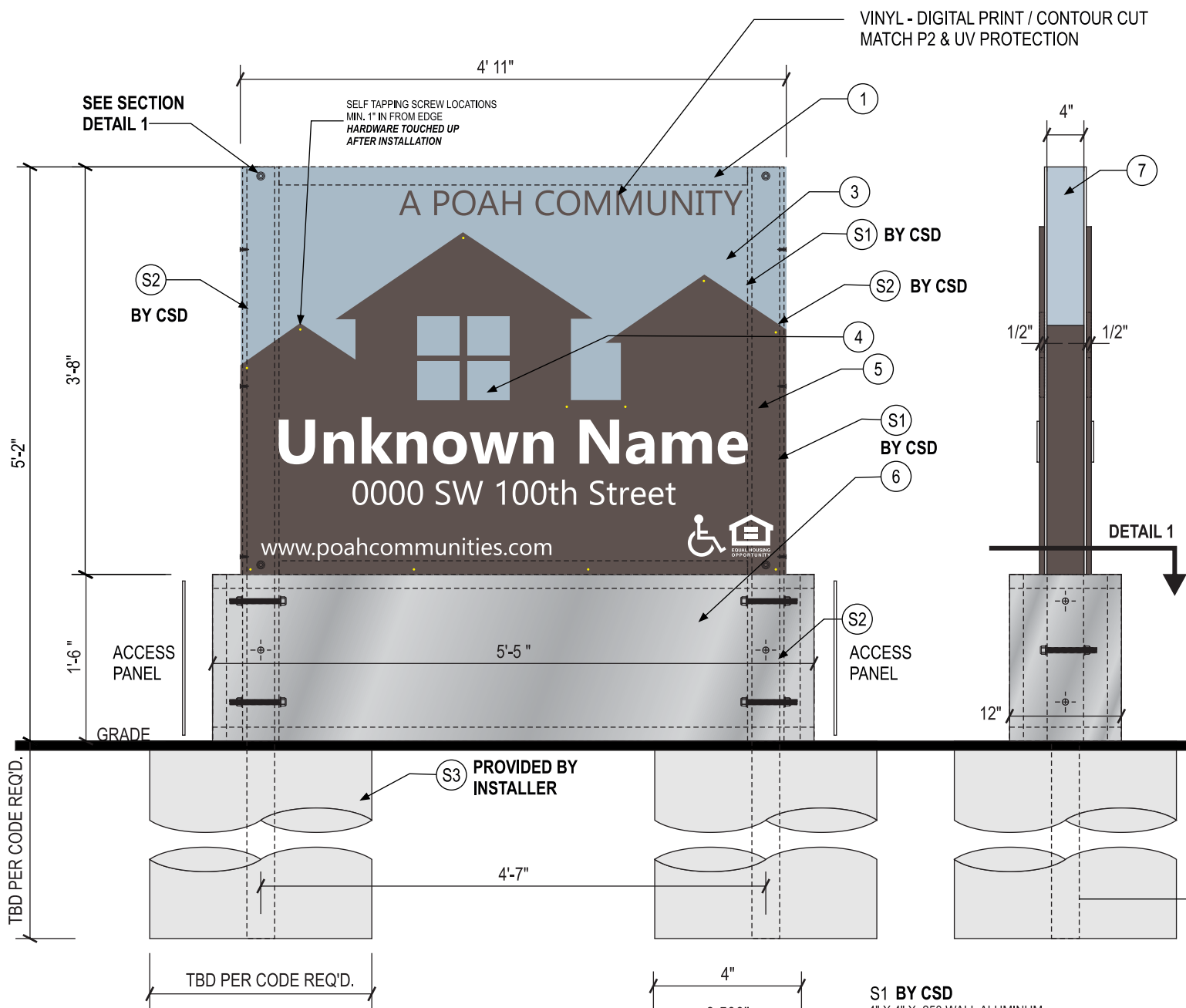
This Drawing and all reproductions thereof are the property of Creative Sign Designs and may not be reproduced, published, changed or used in any way without written consent.

Sheet:

File Name:

8322-54310_01-21-19

J:\KEYED IN PROJECTS\POAH -Preservation of Affordable H\008322 - POAH Master Files\80511 - Sign Repairs



#10 X 1-7/16 in. Phillips Head Self-Tapping Screws



Adjustable Titanium Coated Countersink Drill Bit Set (4 pc.)



3M 06504 Black Marine Adhesive Sealant 5200

PROVIDED BY
INSTALLER

PRODUCTION NOTES

- 2" X 4" ALUMINUM TUBE WELDED FRAME
- FACE 1/8" ALUMINUM W/ PAINTED BKG / VINYL GRAPHICS 1ST SURFACE ("APC")
FACE BONDED WITH VERSALOCK OR EQUIVALENT
- "WINDOWS" ROUTED OUT TO SHOW LT. BLUE ALUM. LAYER UNDERNEATH
- DECORATION LAYER TO BE 1/2" TYPE 1 PVC BONDED TO ALUMINUM BKG. PAINTED SURFACE BKG. 1/4" THICK EXPANDED PVC FCO LETTERS MAIN NAME BONDED TO BKG ALL OTHER DECORATION TO BE COMPUTER CUT VINYL APPLIED TO 1ST SURFACE.
- BASE FROM ALUMINUM ANGLE FRAME & .080 ALUMINUM SKIN COVER / ALUMINUM ACCESS PANELS AT ENDS
- RETURNS - PAINTED LT. BLUE
RETURN DECORATION PAINT TO MATCH BUILDING FROM FACE
(NOTE: DIFFERENT HEIGHTS)

STRUCTURE NOTES

- BY CSD
- S1) 4" X 4" X .250 WALL ALUMINUM TUBE SUPPORT ON LEFT AND RIGHT TO SLIDE OVER DIRECT BURIED 3" TUBE AND SECURED WITH COUNTER SUNK SCREWS
- BY CSD
- S2) DIRECT BURIAL ALUMINUM TUBE 3"X3"X.188 WALL WITH .080 ALUMINUM SHIM APPLIED TO OUTSIDE EDGE EXTENDING UP TO RECEIVE ALUMINUM SIGN FRAME SLID OVERTOP
- S3) CONCRETE 3000 PSI @ 28 DAYS
SOIL BEARING CAPACITY 2000 PSF (2 KSF)
LATERAL SOIL BEARING CAPACITY=150 LBS / FT OF DEPTH

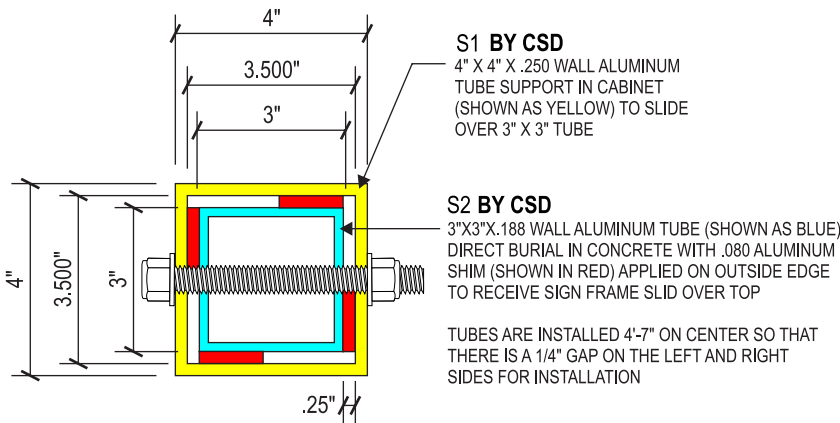
PAINT NOTES

ALL PAINTED FINISHES TO BE SATIN
P1) MP 41342SP BRUSHED ALUMINUM SILVER PAINT
P2) MATCH PMS WARM GREY 11U
P3) MATCH PMS 5435U LT BLUE
P4) MP 202SP WHITE

VINYL NOTES

- V1) 3M 7725-10 WHITE
V2) DIGITAL PRINT TO MATCH P2 GREY11U W/ UV

S2 3"X3"X.188 ALUMINUM SQ. TUBE SUPPLIED BY CSD
(2) TWO SUPPORTS REQUIRED 9'-2" TYPICAL LENGTH
NOTE FIELD TRIM BY OTHERS TO MATCH FOUNDATION REQUIREMENTS



SECTION DETAIL 1

SCALE: 3"=1'-0"

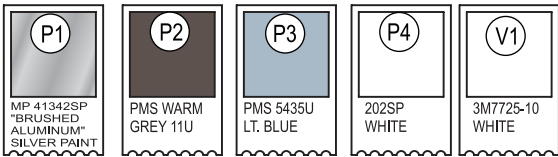
D2 D/F NON ILLUM. MONUMENT
SCALE: 3/4"=1'-0" 18.03 SQ. FT.

Font- Gadugi (Bold)
ABCDEFGHIJKLMNOPQRSTUVWXYZ
abcdefghijklmnopqrstuvwxyz 1234567890

Font- Gadugi
ABCDEFGHIJKLMNOPQRSTUVWXYZ
abcdefghijklmnopqrstuvwxyz 1234567890



SIDE 2
SCALE: 3/8"=1'-0"



PLEASE NOTE: The paint color views on this document are for general representation only. All colors look different when viewed on a computer monitor. To view actual color please review color card or fan deck.



12801 Commodity Place
Tampa, Florida 33626

Phone: 813-818-7100
Fax: 813-749-2311

www.creativesigndesigns.com

PROJECT:

POAH

SITE ADDRESS

MASTER

CRM / Quote:

8322-54310

Account Manager:
CONNELL MORRISSEY

Project Manager / PSC

Designer: DRF/YM
Date: 01/21/19

Revision:

No.	Date	Description
01	01/21/19	Updated adhesive spec - YM

Approval:

- ☐ Approved
☐ Approved as noted
☐ Revise and resubmit

Approved: _____
Date: _____

This Drawing and all reproductions thereof are the property of Creative Sign Designs and may not be reproduced, published, changed or used in any way without written consent.

Sheet:

File Name:

8322-54310_01-21-19



12801 Commodity Place
Tampa, Florida 33626

Phone: 813-818-7100
Fax: 813-749-2311

www.creativesigndesigns.com

PROJECT:

POAH

SITE ADDRESS

MASTER

CRM / Quote:

8322-54310

Account Manager:
CONNELL MORRISSEY

Project Manager / PSC

Designer:
DRF/YM

Date:
01/21/19

Revision:

No.	Date	Description
01	01/21/19	Updated adhesive spec - YM

Approval:

☐ Approved
☐ Approved as noted
☐ Revise and resubmit

Approved: _____
Date: _____

This Drawing and all reproductions thereof are the property of **Creative Sign Designs** and may not be reproduced, published, changed or used in any way without written consent.

Sheet:

File Name:

8322-54310_01-21-19

PRODUCTION NOTES

- 1) 2" X 4" ALUMINUM TUBE WELDED FRAME
- 3) FACE 1/8" ALUMINUM W/ PAINTED BKG / VINYL GRAPHICS 1ST SURFACE ("APC")
FACE BONDED WITH VERSALOCK OR EQUIVALENT
- 4) "WINDOWS" ROUTED OUT TO SHOW LT. BLUE ALUM. LAYER UNDERNEATH
- 5) DECORATION LAYER TO BE 1/2" TYPE 1 PVC BONDED TO ALUMINUM BKG. PAINTED SURFACE BKG.
1/4" THICK EXPANDED PVC FCO LETTERS MAIN NAME BONDED TO BKG ALL OTHER DECORATION TO BE COMPUTER CUT VINYL APPLIED TO 1ST SURFACE.
- 6) BASE FROM ALUMINUM ANGLE FRAME & .080 ALUMINUM SKIN COVER / ALUMINUM ACCESS PANELS AT ENDS
- 7) RETURNS - PAINTED LT. BLUE
RETURN DECORATION PAINT TO MATCH BUILDING FROM FACE
(NOTE: DIFFERENT HEIGHTS)

STRUCTURE NOTES

- BY CSD
- S1) 4" X 4" X .250 WALL ALUMINUM TUBE SUPPORT ON LEFT AND RIGHT TO SLIDE OVER DIRECT BURIED 3" TUBE AND SECURED WITH COUNTER SUNK SCREWS
- BY CSD
- S2) DIRECT BURIAL ALUMINUM TUBE 3"X3"X.188 WALL WITH .080 ALUMINUM SHIM APPLIED TO OUTSIDE EDGE EXTENDING UP TO RECEIVE ALUMINUM SIGN FRAME SLID OVERTOP
- PROVIDED BY INSTALLER
- S3) CONCRETE 3000 PSI @ 28 DAYS
SOIL BEARING CAPACITY 2000 PSF (2 KSF)
LATERAL SOIL BEARING
CAPACITY=150 LBS / FT OF DEPTH

PAINT NOTES

ALL PAINTED FINISHES TO BE SATIN
P1) MP 41342SP BRUSHED ALUMINUM SILVER PAINT
P2) MATCH PMS WARM GREY 11U
P3) MATCH PMS 5435U LT BLUE
P4) MP 202SP WHITE

VINYL NOTES

- V1) 3M 7725-10 WHITE
V2) DIGITAL PRINT TO MATCH P2 GREY11U W/ UV



#10 X 1-7/16 in. Phillips Head Self-Tapping Screws

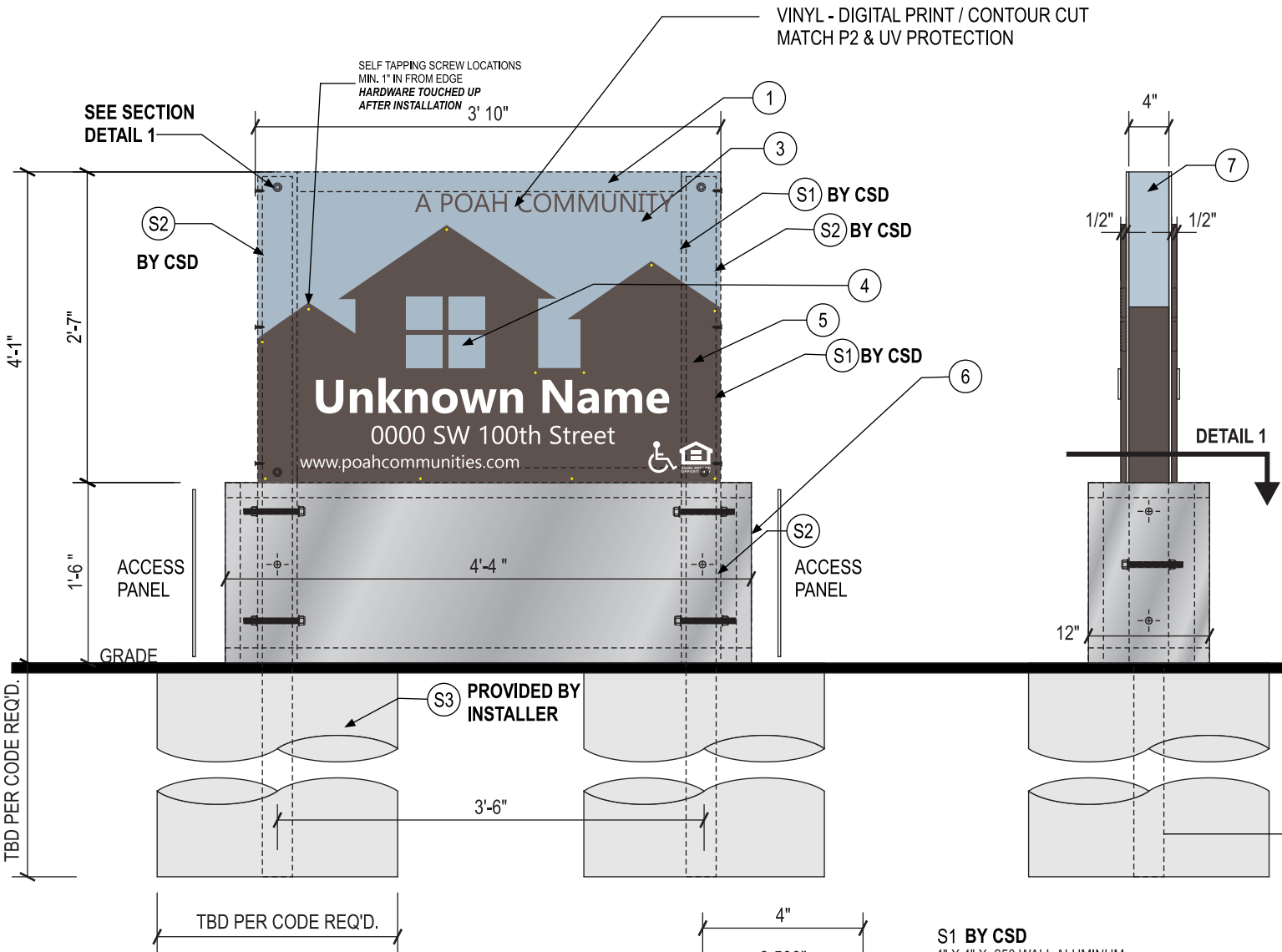
TOUCH UP
PAINT SPEC



Adjustable Titanium Coated Countersink Drill Bit Set (4 pc.)



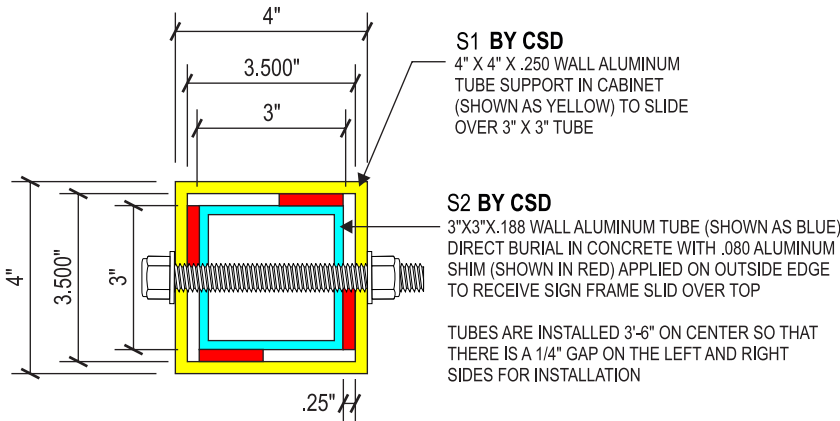
3M 06504 Black Marine Adhesive Sealant 5200



D2 D/F NON ILLUM. MONUMENT
SCALE: 3/4"=1'-0" **10 SF**

Font- Gadugi (Bold)
ABCDEFGHIJKLMNOPQRSTUVWXYZ
abcdefghijklmnopqrstuvwxyz 1234567890

Font- Gadugi
ABCDEFGHIJKLMNOPQRSTUVWXYZ
abcdefghijklmnopqrstuvwxyz 1234567890



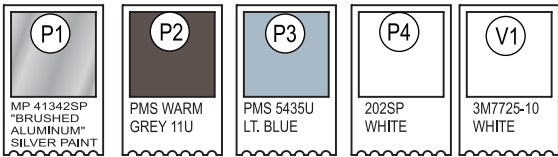
SECTION DETAIL 1

SCALE: 3"=1'-0"



SIDE 2

SCALE: 3/8"=1'-0"



PLEASE NOTE: The paint color views on this document are for general representation only. All colors look different when viewed on a computer monitor. To view actual color please review color card or fan deck.